

GrahamFarish2007

Bachmann World of Model Railways



**GRAHAM
FARISH**
by BACHMANN

'N' GAUGE MODEL RAILWAYS

Introduction

Welcome to the new, enlarged 2007 Graham Farish (GF) catalogue. For the past 36 years we have consistently produced an ever-increasing range of high quality UK N scale products that encompasses model railway locomotives, rolling stock, controls and accessories. Proving that we do listen to customer requests and to help new enthusiasts enjoy this fascinating hobby we have now added extra information, with an Era of operation number for each model. This enables models to be quickly identified for a specific modelling period e.g. British Railways (BR) Blue livery from the 1970's, which are Era's 6/7. (see the ERA description table)

We are constantly striving to improve the quality and range of Graham Farish models and this year we will release our first Digital Command control (DCC) ready steam locomotive. This model establishes another GF milestone, with a ground breaking first for the UK N Gauge market. The Jubilee 4-6-0 will have see through spoked wheels. DCC is now added to all new models, where it is practical to do so, meeting the needs of the modern enthusiast.

2007 will see at least eight Graham Farish model locomotives made DCC ready and to complement these we are now launching our second generation of EZ Command Digital Controller. Dynamis provides the user with a simple, cost effective solution to all Digital Command control needs and is a fully compliant NMRA system utilising the latest technology. Typical of our passion for innovation we have once again risen to the challenge. Dynamis is a wireless system, which allows the user to move around without being tied to a fixed point.

Brand new Graham Farish models for 2007 include two new steam locomotives. The first is the powerful BR 9F 2-10-0 including a model of the famous 'Evening Star'. The second is the much requested Ivatt 2MT 2-6-0 tender locomotive. For the BR diesel enthusiast there is a Class 37/0 diesel with options for split and centre head code options in BR Blue and Green liveries.

Our modern, privatised railway range continues to develop with the introduction of the latest variant of Class 66/9 locomotive. The actual locomotives have been designed as environmentally friendly as possible by reducing exhaust emissions to a minimum. Our Graham Farish 66/9 model will be available in several liveries including that of famous hauler Eddie Stobart. For modern passenger trains we are introducing Class 220/222 Diesel Multiple Units (DMU) These are four car units in three liveries that can also run in multiples or with a Class 57 rescue locomotive.

New wagons include a 3 Plank wagon, Conflats with a variety of Container styles both large and small and a 20 Ton LMS Brake Van. The Brake Van was first produced before the 2nd World War with the last few surviving up to post privatisation. There are two new modern freight wagons, a twin Intermodal Bogie wagon with a variety of 45' Containers and a JGA bogie hopper wagon in three liveries.

These will all be brand new products and are designed for the 21st Century, containing all the features you would expect from a modern Graham Farish model.

Contents:

Train Sets	4
Modern Image	7
Steam Locomotives	23
Coaches	35
Wagons	47
Accessories	63
Collectors Club	65

The Bachmann Collectors' Club continues to expand and now has over 6000 members. This quality quarterly magazine contains all the news on Bachmann products in every scale, feature articles and reader offers. Selected limited edition models are produced solely for club members throughout the year. A Club wagon is also provided as part of the membership package. For details on how to join please see page 65.

There is something for everyone in the 2007 Graham Farish Catalogue. Many will be available in the immediate period, but with over 350 products listed, it is inevitable that certain items may require more than the next 12 months to perfect. However, rest assured that we at Graham Farish are working to ensure that all items are delivered as quickly and as accurately as possible. We are sure that our valued customers feel that they are worth waiting for. Now enjoy exploring the world of Graham Farish, 'Master Pieces in Miniature'



Train Sets

370-025 Junior Starter Set



Contents:

- Freelance 0-6-0 Locomotive
- Open Wagon
- Box Van
- Brake Van
- 8 Piece Curved Track
- Bachmann Transformer and Controller




370-051 Freight Starter Set



Contents:

- Class 08 Diesel Locomotive
- Brake Van
- 6 Plank Wagon
- Mineral Wagon
- 8 Piece Curved Track
- Bachmann Transformer and Controller

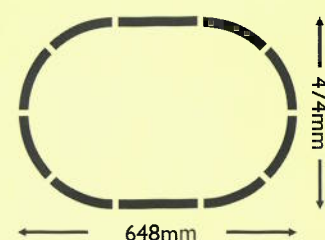


370-076 Suburban Passenger Set



Contents:

- Jinty 0-6-0 Locomotive
- 2 Suburban Coaches
- 2 Piece Straight Track
- 8 Piece Curved Track
- Bachmann Transformer and Controller

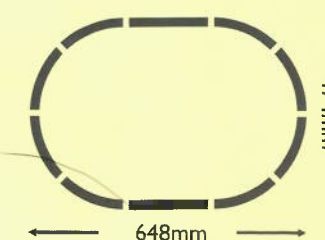


NEW 370-102 'Granite City' Express Set



Contents:

- Black 5 Locomotive 45360
- 4 Coaches
- 8 Piece Curved Track
- 2 Piece Straight Track
- Bachmann Transformer and Controller

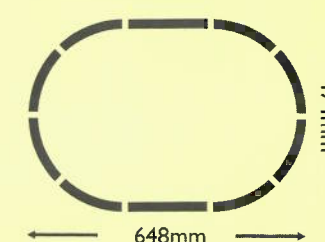


NEW 370-202 Engineers Train Set



Contents:

- Class 31 Locomotive 31135
- 4 Mineral Wagons
- Brake Van
- 8 Piece Curved Track
- 2 Piece Straight Track
- Bachmann Transformer and Controller

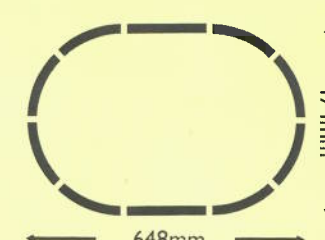


NEW 370-251 Diesel Fuel Freight Set



Contents:

- Class 37 Locomotive 37672
- 4 Bogie Tank Wagons
- 8 Piece Curved Track
- 2 Piece Straight Track
- Bachmann Transformer and Controller



E-Z Command allows the operator to digitally control speed, lighting and direction of multiple locomotives. Unlike other complicated digital command control (DCC) systems, E-Z Command provides a simple and straight forward digital operation of your layout.

36-500



E-Z Command Control Centre

E-Z Command control centre is the starting point of a Bachmann E-Z Command digital layout.

Features Include:

- 10 locomotive addresses
- 8 Function buttons for control of locomotive features
- Simple on-track programming
- Plug-in wiring
- NMRA Standard DCC

36-510



E-Z Command Companion

Connects the E-Z Command Control Centre to allow simultaneous, independent control of a further digital train on the same track.

Features Include:

- Plugs into X-Bus socket
- 4 Function buttons to control decoder features
- More than one Companion can be used with the E-Z Command Control Centre

36-520



E-Z Command 5 AMP Power Booster

Connects to the output of the E-Z Command Control Centre to provide 5amps of DCC power for larger layouts or larger scales. Can also be used with Dynamis systems.

Features Include:

- Provides extra track power for an increased number of DCC locomotives
- Enables the use of E-Z Command with G Scale.

36-525



E-Z Command Reversing Loop Module

Senses the train as it moves along the loop automatically switching polarity to allow reverse loop travel with any digital control layout.

36-515




E-Z Command Connector Panel

Allows multiple compatible accessories to be plugged into an E-Z Command System.

Decoder Fitting

Due to the restricted space in N Gauge some of our model diesels (Class 57,60 and 66) are designed to take small Decoders with wire leads. This feature allows the user to choose and fit any of the commercially available small decoders. The image below shows how a Decoder can be installed onto a printed circuit board (PCB)

Decoder Chip



Connectors

Where space permits on items such as the new Jubilee and Voyager models, these will be supplied with 6 pin sockets to take NEM type 651 small Decoders. The user removes the DC blanking plug and replaces this with a suitable 6-pin Decoder of their choice.

Modern Image

With the formation of British Railways in 1948, engineers quickly started to design and build diesel locomotives with the long-term aim of replacing steam traction. A variety of types soon started to appear in the early 1950's eventually establishing classic designs such as the 04 Diesel Shunter, the Class 20 Bo-Bo Diesel and the universal Class 47 Co-Co Diesel Locomotive.

Passenger Diesel Multiple Units (DMU's) also began to appear and evolved into High Speed Train fleets during the 1970's. A new breed of modern DMU's, such as the Class 170 are now an everyday scene. 2007 sees the fleet of Graham Farish DMU's expanded even further with the introduction of Class 220 and 222 Virgin and Bombardier DMU designs.

Graham Farish capture all of this, plus more, with the UK's largest range of Diesel and Electric model locomotives. Powerful and reliable models are available in BR and current post privatisation liveries such as Virgin and Chiltern Trains. The range includes super detailed models that start with the 'Peak' family of Class 44, 45 and 46 designs plus Classes 04, 57, 60 and 66 (the 66 is the UK's first DCC-ready model in the UK) and are now joined by the Class 37 and the new low emissions Class 66/9 locomotives.

Modern Image:

Class 04	8
Class 20	8
Class 31	8
Class 33	9
Class 37/4	9
Class 37/0	10
Class 40	10-11
Class 42	11
Class 44	11
Class 45	12
Class 46	12
Class 47	12
Class 57	13
Class 60	14
Class 66	14-15
Class 66/9	15
Class 50	16
Class 52	16
Class 55	16
GWR Railcar	16-17
Class 90	17
Class 91	17
Class 87	18
HST 125	18
Class 150	19
Class 101	19
Class 158	20
Class 159	20
Class 168	20
Class 170	21
Class 220	22
Class 222	22



Class 04 Diesel Shunter

371-050 Class 04 Diesel Shunter



Running number: D2280
Finish: Pristine
Livery: BR Green/Wasp Stripes
Length: 53.5mm

371-051 Class 04 Diesel Shunter



Running number: D2294
Finish: Pristine
Livery: BR Blue/Wasp Stripes
Length: 53.5mm

Class 20

371-025 Class 20



Running number: 20906
Finish: Pristine
Livery: DRS
Length: 95mm

371-027 Class 20



Running number: 20227
Finish: Pristine
Livery: Railfreight Yellow/Grey
Length: 95mm

Class 25/3

371-076 Class 25/3



Running number: D7667
Livery: BR Blue
Finish: Weathered
Length: 103.5mm

Class 31

NEW 371-103 Class 31



Running number: 31430
Livery: BR Blue
Name: Sister Dora
Finish: Pristine
Length: 118mm

Class 33

371-128 Class 33



Running number: D6577
Livery: BR Green/Late Crest
Finish: Pristine
Length: 102.5mm

371-129 Class 33



Running number: 33028
Livery: BR Blue
Finish: Pristine
Length: 102.5mm

NEW 371-130 Class 33



Running number: 33002
Livery: BR Civil Engineers (Dutch)
Name: Sea King
Finish: Pristine
Length: 102.5mm

Class 37/4

371-159 Class 37/4



Running number: 37412
Livery: Transrail
Name: Driver John Eliot
Finish: Pristine
Length: 129.5mm

NEW 371-160 Class 37/4



Running number: 37431
Livery: Intercity
Name: Bullidae
Finish: Pristine
Length: 129.5mm

00 model shown, N Gauge model will not include Snowploughs and Bufferbeam details.

Class 37/0

NEW 371-450 Class 37/0

Running number: 37038
Livery: BR Blue/BR Logo
Finish: Pristine
Features: Split Head Code Boxes
Length: 129.5mm

**NEW 371-451** Class 37/0

Running number: D6707
Livery: BR Green/Late Crest
Finish: Pristine
Features: Split Head Code Boxes
Length: 129.5mm

**NEW 371-452** Class 37/0

Running number: 37238
Livery: BR Blue/BR Logo
Finish: Pristine
Features: Centre Head Code Boxes
Length: 129.5mm

**NEW 371-453** Class 37/0

Running number: D6826
Livery: BR Green/Late Crest
Finish: Pristine
Features: Centre Head Code Boxes
Length: 129.5mm



Class 40

371-177 Class 40

Running number: D351
Livery: BR Green/Late Crest
Finish: Pristine
Features: Centre Head Code Boxes
Length: 143mm

**371-178** Class 40

Running number: 40192
Livery: BR Blue/Small Logo
Finish: Pristine
Features: Centre Head Code Boxes
Length: 143mm



Class 42

371-600 Class 42

Running number: D817
Livery: BR Maroon
Name: Foxhound
Finish: Pristine
Length: 123.75mm

**371-601** Class 42

Running number: D804
Livery: BR Blue
Name: Avenger
Finish: Pristine
Length: 123.75mm



Class 44

371-200 Class 44

Running number: 44008
Livery: BR Blue
Name: Penyghent
Finish: Pristine
Length: 140.5mm

**371-201** Class 44

Running number: D1
Livery: BR Green
Name: Scafell Pike
Finish: Pristine
Length: 140.5mm



Class 45

371-575 Class 45



Running number: D67
Livery: BR Green/Late Crest
Name: The Royal Artilleryman
Finish: Pristine
Length: 140.5mm

5

371-576 Class 45



Running number: 45114
Livery: BR Blue
Finish: Pristine
Length: 140.5mm

7

Class 46

371-585 Class 46



Running number: D163
Livery: BR Green
Name: Leicestershire & Derbyshire Yeomanry
Finish: Pristine
Length: 140.5mm

5

371-586 Class 46



Running number: 46053
Livery: BR Blue
Finish: Pristine
Length: 140.5mm

7

Class 47

NEW 371-233 Class 47



Running number: 47306
Livery: Railfreight Distribution
Name: The Sapper
Finish: Pristine
Length: 130mm

8

Also Available: 371-232 Class 47 DRS 47237

9

Class 57

371-650 Class 57/3



Running number: 57301
Name: Scott Tracy
Livery: Virgin Trains
Length: 130mm
Finish: Pristine

DCC READY 9

371-651 Class 57/0



Running number: 57003
Name: Freightliner Evolution
Livery: Freightliner
Length: 130mm
Finish: Pristine

DCC READY 9

371-652 Class 57/6



Running number: 57602
Name: Restormel Castle
Livery: First Great Western
Length: 130mm
Finish: Pristine

DCC READY 9

NEW 371-653 Class 57/6



Running number: 57601
Finish: Pristine
Livery: Porterbrook
Length: 130mm

DCC READY 9

Class 60

371-350 Class 60



Running number: 60052

Livery: EWS

Name: Glofa TWR

Finish: Pristine

Length: 144mm



371-351 Class 60



Running number: 60078

Livery: Mainline Blue

Finish: Pristine

Length: 144mm



Class 66

371-377 Class 66



Running number: 66701

Livery: GB Railfreight

Name: Whitmoor

Finish: Pristine

Length: 145mm



371-378 Class 66



Running number: 66522

Livery: Freightliner/Shanks

Finish: Pristine

Length: 145mm



371-379 Class 66



Running number: 66709

Livery: GB Railfreight/Medite

Name: Joseph Arnold Davies

Finish: Pristine

Length: 145mm



371-380 Class 66



Running number: 66200

Livery: EWS

Name: Railway Heritage Committee

Finish: Pristine

Length: 145mm



Class 66/9

NEW 371-390 Class 66/9



Running number: 66952

Finish: Pristine

Livery: Freightliner

Length: 145mm



NEW 371-391 Class 66/9



Running number: 66411

Finish: Pristine

Livery: DRS/Stobart Rail

Length: 145mm

Name: Eddie the Engine



Class 50

371-253 Class 50



Running number: 50037
Livery: BR Blue/Yellow Ends
Name: Illustrious
Finish: Pristine
Length: 140mm



Class 52

371-402 Class 52



Running number: D1013
Livery: BR Blue/Small Logo
Name: Western Ranger
Finish: Pristine
Length: 143mm



Class 55

371-277 Class 55




Running number: 55002
Livery: BR Green
Name: The King's Own Yorkshire Light Infantry
Finish: Pristine
Length: 143mm



GWR Railcar

NEW 371-625A GWR Railcar



Running number: W30W
Livery: BR Brunswick Green
Finish: Pristine
Length: 137.25mm



NEW 371-626B GWR Railcar



Running number: No.22
Livery: GWR Chocolate/Cream
Finish: Pristine
Length: 137.25mm



NEW 371-627A GWR Railcar



Running number: W20W
Livery: BR Crimson/Cream
Finish: Pristine
Length: 137.25mm



Class 90

371-775 Class 90



Running number: 90030
Livery: EWS
Name: Crewe Locomotive Works
Finish: Pristine
Length: 129.5mm



371-776 Class 90



Running number: 90004
Livery: Virgin Trains
Name: City of Glasgow
Finish: Pristine
Length: 129.5mm



Class 91

371-800 Class 91 with Driving Van Trailer (DVT)



Running number: 91126
Livery: GNER
Name: York Minster
Finish: Pristine
Length: 126mm



371-801 Class 91 with Driving Van Trailer (DVT)



Running number: 91004
Livery: GNER
Name: Grantham
Finish: Pristine
Length: 126mm



Class 87

NEW 371-751 Class 87



Running number: 87019
 Livery: Virgin Trains
 Name: Sir Winston Churchill
 Finish: Pristine
 Length: 121mm



HST 125 Set (High Speed Train)


371-475A HST 125 3 Piece Set



Running number: 43056
 Includes: TS Coach and Trailer Car
 Livery: Midland Mainline
 Length: 405mm
 Finish: Pristine



371-479 HST 125 3 Piece Set



Running number: 43130
 Includes: TS Coach and Trailer Car
 Livery: Intercity Swallow
 Length: 405mm
 Finish: Pristine



371-480 HST 125 3 Piece Set



Running number: 43096
 Includes: TS Coach and Trailer Car
 Livery: GNER
 Length: 405mm
 Finish: Pristine



Class 150 DMU (Diesel Multiple Unit)

371-326 Class 150/1 2 Car DMU



Running number: 150102
 Livery: Centro Trains
 Finish: Pristine
 Length: 275mm



371-327 Class 150/2 2 Car DMU



Running number: 150256
 Livery: Arriva Trains Wales/Trenau Arriva Cymru
 Finish: Pristine
 Length: 275mm



Also Available: 371-325 Class 150/1 2 Car DMU First North Western



Also Available: 371-328 Class 150/2 2 Car DMU Regional Railways Sprinter



Class 101 DMU (Diesel Multiple Unit)

371-510 Class 101 3 Car DMU



Livery: BR Green
 Finish: Pristine
 Length: 123.75mm per car



Also Available: 371-500 Class 101 2 Car DMU BR Green with Speed Whiskers



Also Available: 371-501 Class 101 2 Car DMU Regional Railways



Class 158 Clubman DMU (Diesel Multiple Unit)

371-550A Class 158 2 Car DMU



Running number: 158797 **Livery:** Central Trains **Finish:** Pristine **Length:** 322mm

NEW 371-554 Class 158 2 Car DMU



Running number: 158823
Livery: Arriva Trains Wales/
Trenau Arriva Cymru
Finish: Pristine
Length: 322mm

Class 159 DMU (Diesel Multiple Unit)

371-526 Class 159 3 Car DMU



Running number: 159019 **Livery:** Southwest Trains **Finish:** Pristine **Length:** 483mm

Class 168 Clubman DMU (Diesel Multiple Unit)

371-435 Class 168 Clubman 3 Car DMU



Running number: 168111 **Livery:** Chiltern Railways **Finish:** Pristine **Length:** 482mm

Class 170 Turbostar DMU (Diesel Multiple Unit)

371-427 Class 170/3 Turbostar 2 Car DMU



Running number: 170302 **Livery:** Southwest Trains **Finish:** Pristine **Length:** 322mm

371-428 Class 170/4 Turbostar 3 Car DMU



Running number: 170413 **Livery:** ScotRail First Group **Finish:** Pristine **Length:** 322mm

NEW 371-429 Class 170/2 Turbostar 2 Car DMU



Running number: 170270
Livery: Anglia/One
Finish: Pristine
Length: 322mm

Original image courtesy of Chris Hopkins

NEW 371-430 Class 171/7 Turbostar 2 Car DMU



Running number: 171721
Livery: Southern
Finish: Pristine
Length: 322mm

Class 220 DMU (Diesel Multiple Unit)**NEW 371-675** Class 220 Voyager 4 Car Unit

Running number: 220001 Livery: Virgin Trains Name: Maiden Voyager Finish: Pristine Length: 634mm

Class 222 DMU (Diesel Multiple Unit)**NEW 371-676** Class 222 Meridian 4 Car Unit

Running number: 222011 Livery: Midland Mainline Finish: Pristine Length: 634mm

NEW 371-677 Class 222 Pioneer 4 Car Unit

Running number: 222101 Livery: Hull Trains Finish: Pristine Length: 634mm

Steam Locomotives

Modern Railways started because of the development of the steam locomotive, which rapidly evolved into a diverse range of prototypes with designs reaching a zenith in the 1930's and finally ending in 1968 when steam was replaced by cleaner and cheaper to use Diesel and Electric motive power.

Graham Farish captures this by-gone age, with a broad range of model steam locomotives. The range covers the big four (1923) railway companies plus BR designs, from

small powerful tank locomotives such as the LMS Jinty or the GWR Pannier tank locomotive, to sleek and fast express locomotives such as the famous Flying Scotsman. The models are available in a wide range of liveries including pristine and weathered finishes. The range has now been complimented by new super detailed models, starting with the LNER V2, the LMS Jubilee and are now joined by the British Rail (BR) designed 2-10-0 9F's and Ivatts 2-6-0 tender locomotives.

Steam Locomotives:

WESTERN	24
Class 57xx Pannier Tank	24
Class 61xx Prairie Tank	24
Class 8750 Pannier Tank	25
Class 94xx Pannier Tank	25
Castle Class	25
King Class	26

MIDLAND	26
Midland Crab	26
3F Jinty	27
Fowler 4F	27
Black 5	27
8F	28
8P	28
Jubilee	29
Ivatt Class 2MT	29

EASTERN	30
J94	30
A3	30
A4	31
V2	31

SOUTHERN	32
Battle of Britain/West Country	32
Merchant Navy	33

BR STANDARD	33
4MT Tank	33
Class 9F	34
3MT Tank	34



WESTERN


G W R


Of the four railway companies which were formed on 1st January 1923 the Great Western was unique. It was the only company to absorb others, to retain its own territories intact, and to keep its original identity.

GWR absorbed thirty-two smaller railway companies including nearly all the Welsh railways and the network of railway owned docks in South Wales. It extended from London west and north-west as far as Birmingham and the South Midlands. To the south and west, the new

company covered most of Devon and all Cornwall, sharing the other counties with the Southern Railway.

The Great Western was famed for its prestigious trains serving Bristol, South Wales, Devon and Cornwall. Trains such as the 'Cheltenham Flyer' and 'Cornish Riviera Limited' were household names.

One of the main features of the Great Western Railway was that it was very individual and proud to be so. From the 1830s right through to nationalisation it was known by

people, according to their loyalties, as either 'God's Wonderful Railway' or the 'Great Way Round'. It was typical of the company that even during nationalisation it could still be thought that there were five regions of British Railways and the Great Western!

Our GWR range this year includes locomotives covering all operations from mainline working to shunting, plus a comprehensive range of coaches and wagons.

Class 57xx Pannier Tank

NEW 371-906 Class 57xx Pannier Tank


Pre-Nationalised Locomotive

Running number: 5786
Livery: GWR Green
Finish: Pristine
Length: 63.75mm

3

Class 61xx Prairie Tank

371-980 Class 61xx Prairie Tank


Running number: 6100
Livery: BR Black/Early Emblem
Finish: Pristine
Length: 85mm

4

NEW 371-981 Class 61xx Prairie Tank


Pre-Nationalised Locomotive

Running number: 6110
Livery: GWR Green
Finish: Pristine
Length: 85mm

3

Class 8750 Pannier Tank

371-929 Class 8750 Pannier Tank


Running number: 9753
Livery: BR Black/Late Crest
Finish: Pristine
Length: 63.75mm

5

NEW 371-931 Class 8750 Pannier Tank
 Pre-Nationalised Locomotive


Running number: 4612
Livery: GWR Green
Finish: Pristine
Length: 63.75mm

3

Class 94xx Pannier Tank

371-952 Class 94xx Pannier Tank


Running number: 9436
Livery: BR Black/Late Crest
Finish: Pristine
Length: 70mm


5

371-953 Class 94xx Pannier Tank
 Pre-Nationalised Locomotive


Running number: 9409
Livery: GWR Green
Finish: Pristine
Length: 70mm

3

Castle Class

372-025 Castle Class


Running number: 7033
Livery: BR Green/Early Emblem
Name: Hartlebury Castle
Finish: Pristine
Length: 135.5mm

4


372-026 Castle Class


Running number: 4080
Livery: BR Green/Late Crest
Name: Powderham Castle
Finish: Pristine
Length: 135.5mm

5

King Class

372-550 King Class



Running number: 6021
Livery: BR Express Blue/
 Early Emblem
Name: King Richard II
Finish: Pristine
Length: 141.5mm

4

372-551 King Class



Running number: 6008
Livery: BR Green/Late Crest
Name: King James II
Finish: Pristine
Length: 141.5mm

5

MIDLAND



LMS



At the grouping of the railway companies in 1923, the London Midland and Scottish Railway became largest of the big four railway companies inherited nearly 10,500 locomotives from the seven smaller companies which combined to form the LMS.

The territory covered by the LMS extended from South Wales and

Bristol in the south west across to Southend-on Sea in the south east, and up to Thurso and Wick in the north of Scotland. It also linked Belfast with Larne and Londonderry in Northern Ireland.

At the time of the grouping, the LMS had a total of 19,000 miles of single track and a main line from London to Wick 729 miles in length. The

company operated in thirty-two of the forty English counties and until 1939 had a staff bigger than the entire British Army! At the height of its prosperity, the London Midland & Scottish Railway was the largest joint stock corporation in the world.

Midland Crab

372-225 Midland Crab



Running number: 42932
Livery: BR Black/Late Crest
Finish: Pristine
Length: 128mm

5

3F Jinty

NEW 372-204 3F Jinty



Running number: 47629
Livery: BR Black/Late Crest
Finish: Pristine
Length: 64mm

5

NEW 372-205 3F Jinty



Running number: 47332
Livery: BR Black/Early Emblem
Finish: Weathered
Length: 64mm

4

Fowler 4F

372-050 Fowler 4F



Running number: 44018
Livery: BR Black/Early Emblem
Finish: Pristine
Length: 112.5mm

4

372-051 Fowler 4F



Running number: 44388
Livery: BR Black/Late Crest
Finish: Pristine
Length: 112.5mm

5

Black 5

372-125 Black 5



Running number: 5305
Livery: LMS Lined Black
Finish: Pristine
Length: 132mm

3

Pre-Nationalised Locomotive

372-126 Black 5



Running number: 44896
Livery: BR Lined Black/Early Emblem
Finish: Pristine
Length: 132mm

4

8F

372-151 8F



Running number: 48045
 Livery: BR Black/
 Late Crest
 Finish: Pristine
 Length: 130mm

5

372-152 8F



Running number: 48709
 Livery: BR Black/
 Early Emblem
 Finish: Pristine
 Length: 130mm

4

8P

372-179 8P



Running number: 46248
 Livery: BR Green/
 Early Emblem
 Name: City of Leeds
 Finish: Pristine
 Length: 154mm

4

372-180 8P




Running number: 6233
 Livery: LMS Crimson Lake
 Name: Duchess of
 Sutherland
 Finish: Pristine
 Length: 154mm

3

Pre-Nationalised Locomotive

Jubilee

372-476 Jubilee



Running number: 45611
 Livery: BR Green/Early Emblem
 Finish: Pristine
 Name: Hong Kong
 Length: 137.5mm

DCC
READY 4

Also Available: 372-475 Jubilee 45699 'Galatea' 4000 Gallon Tender BR Green/Late Crest DCC READY 5

Also Available: 372-477 Jubilee 5682 'Trafalgar' 4000 Gallon Tender LMS Crimson DCC READY 3

Ivatt Class 2MT

NEW 372-625 Ivatt Class 2MT



Running number: 46521
 Livery: BR Lined Green/Late Crest
 Finish: Pristine
 Length: 112.25mm

DCC
READY 5

NEW 372-627 Ivatt Class 2MT



Running number: 6404
 Livery: LMS Black
 Finish: Pristine
 Length: 112.25mm

DCC
READY 3

Pre-Nationalised Locomotive

Also Available: NEW 371-626 Ivatt Class 2MT 46440 BR Lined Black/Early Emblem DCC READY 4

EASTERN



The London & North Eastern Railway had its roots with George Stephenson and the world's first public railway. One of the companies which became part of LNER was the North Eastern Railway Company which evolved from the Stockton and Darlington Railway founded in 1825.

After the grouping in 1923, the LNER was second in size only to the LMS and inherited an extremely varied collection of locomotives from the

seven main companies which made up the LNER.

From the Great Eastern Railway, the newly formed LNER also inherited the most intensive suburban service in the world and from the North Eastern and Great Central, a very busy coal and mineral system.

When the LNER was created, it formalised the long-standing alliance between the three major member

companies which had become known as the East Coast route, providing a fast service from London to Edinburgh. The territory covered by the LNER included the whole of the eastern side of the country north of London, right up to Lossiemouth in Scotland and across the country to Liverpool, Chester, Wrexham, Stafford, Penrith and Carlisle. There was also a very long and tortuous line across to Mallaig giving access to the Scottish Western Isles.

J94

NEW 372-503 J94



Running number: 68071
Livery: BR Black/Late Crest
Finish: Pristine
Length: 62mm



A3

372-377 A3



Running number: 60066
Livery: BR Green/Early Emblem
Name: Merry Hampton
Finish: Pristine
Length: 147mm



372-379 A3



Running number: 4472
Livery: LNER Green
Name: Flying Scotsman
Finish: Pristine
Length: 147mm



372-380 A3



Running number: 60065
Livery: BR Green/Late Crest
Name: Knight of the Thistle
Finish: Pristine
Length: 147mm



A4

372-354 A4



Running number: 60033
Livery: BR Express Blue/Early Emblem
Name: Seagull
Finish: Pristine
Length: 148.5mm



372-355 A4



Running number: 60017
Livery: BR Lined Green/Late Crest
Name: Silver Fox
Finish: Pristine
Length: 148.5mm



V2

372-600 V2



Running number: 60800
Livery: BR Green/Late Crest
Name: Green Arrow
Finish: Pristine
Length: 140mm



372-601 V2



Running number: 60807
Livery: BR Lined Black/Early Emblem
Finish: Pristine
Length: 140mm



372-602 V2



Pre-Nationalised Locomotive

Running number: 4844
Livery: LNER Doncaster Green
Name: Coldstreamer
Finish: Pristine
Length: 140mm



SOUTHERN

The Southern Railway was the smallest of the 'Big Four' railway companies formed in the 1923 grouping of Britain's railway system. Although the smallest, it was in many ways one of the most interesting.

It was formed from three principal railway companies all of which were of similar size and standing. Namely 'The London Brighton and South Coast', 'The South Eastern and Chatham' and the marginally larger 'London and South Western Railway'. The new Southern was able to easily

take the very best ideas from all three companies without a great deal of political pressure from a dominant constituent.

It was unique in that it introduced an extensive electrification plan for suburban services. The London network of electric commuter lines was far more complicated than any of the three systems. This resulted in Steam power basically being confined to non-electrified lines or routes. Steam power was not the foremost prime mover as in other

companies such as the LMS. There was not the need to continually develop new Steam Locomotives. This resulted in older steam locomotives being retained until they were simply replaced by electric traction.

The Southern Railway was also the only one of the 'Big Four' railway companies to gain the majority of its revenue from passenger traffic as opposed to freight.

Battle of Britain/West Country Class

372-275 West Country Class



Pre-Nationalised Locomotive

Running number: 21C101
Livery: SR Malachite Green
Name: Exeter
Finish: Pristine
Length: 143.5mm

3

372-276 Battle of Britain Class



Running number: 34064
Livery: BR Green/Late Crest
Name: Fighter Command
Finish: Pristine
Length: 143.5mm

5

372-277 Battle of Britain Class




Running number: 34051
Livery: BR Green/Early Emblem
Name: Winston Churchill
Finish: Pristine
Length: 143.5mm

4

Merchant Navy


372-300 Merchant Navy



Running number: 35018
Livery: BR Green/Early Emblem
Name: British India Line
Finish: Pristine
Length: 145mm

4

372-301 Merchant Navy



Running number: 35005
Livery: BR Blue/Early Emblem
Name: Canadian Pacific
Finish: Pristine
Length: 145mm

4

BR STANDARD

After the Second World War the railways faced a massive increase in passenger traffic, especially in the suburbs and during holiday periods. An immediate programme of replacement locomotives and new developments was put in hand by all four companies. But nationalisation interrupted their plans and the Transport Bill was issued on 28th November 1946. British Railways came into effect at midnight on 31st December 1947. From this date the four big companies - LMS, LNER, GWR and SR- became one.

The four main groups were replaced by six new regions- London Midland, Western, Southern, Eastern, North Eastern, and Scottish- each of which was given a distinctive colour for use on signs and in publicity.

After nationalisation, twelve fully standardised locomotives were designed which could be used throughout the country. By 1960 British Rail had built 999 of these standard locomotives as well as 1,538 engines of pre-nationalisation design. Steam locomotives began to disappear in the early 1960's and

were finally replaced completely by diesel and electric locomotives by 1968.

However many steam locomotives can still be seen at the National Railway Museum in York and at the many privately owned lines around the country.

The British Railways steam locomotives in our range include examples from most regions, in a variety of BR liveries. They are complimented by a wide range of coaches and wagons.

4MT Tank

NEW 372-529 4MT Tank



Running number: 80130
Livery: BR Lined Black/Late Crest
Finish: Pristine
Length: 92mm

NEW 372-530 4MT Tank



Running number: 80136
Livery: BR Lined Black/Early Emblem
Finish: Weathered
Length: 92mm

Class 9F

NEW 372-425 Class 9F



Running number: 92220
Livery: BR Green/Late Crest
Name: Evening Star
Finish: Pristine
Length: 138mm



NEW 372-426 Class 9F



Running number: 92002
Livery: BR Black/Early Emblem
Finish: Pristine
Length: 138mm



NEW 372-427 Class 9F



Running number: 92205
Livery: BR Black/Late Crest
Finish: Weathered
Length: 138mm



3MT Tank

372-326 3MT Tank



Running number: 82005
Livery: BR Lined Green/Late Crest
Finish: Pristine
Length: 84.5mm



Also Available: 372-325 3MT Tank 82016 BR Lined Black/Early Emblem



2007

PRICE LIST

ITEM NO.	DESCRIPTION	R.R.P.(£)
TRAIN SETS		
370-025	JUNIOR STARTER SET 0-6-0 AND 3 WAGONS	51.95
370-051	FREIGHT STARTER SET 0-6-0 DIESEL SHUNTER AND 3 WAGONS	71.95
370-076	SUBURBAN PASSENGER SET 0-6-0 JINTY TANK AND 2 COACHES	82.95
370-102	'GRANITE CITY' EXPRESS SET BLACK 5 LOCO AND 4 COACHES	141.95
370-202	ENGINEERS TRAIN SET CLASS 31 LOCO AND 5 WAGONS	103.95
370-251	DIESEL FUEL FREIGHT SET CLASS 37 LOCO AND 4 BOGIE TANK WAGONS	129.95
LOCOMOTIVES		
371-025	CLASS 20 DIESEL 20906 DRS	67.05
371-027	CLASS 20 DIESEL 20227 RAILFREIGHT YELLOW/GREY	67.05
371-050	CLASS 04 DIESEL SHUNTER D2280 BR GREEN WASP STRIPES	45.50
371-051	CLASS 04 DIESEL SHUNTER D2294 BR BLUE WASP STRIPES	45.50
371-076	CLASS 25/3 DIESEL D7667 BR BLUE WEATHERED	70.30
371-103	CLASS 31 DIESEL 31430 'SISTER DORA' BR BLUE	72.35
371-128	CLASS 33 DIESEL D6577 BR GREEN L/CREST	67.05
371-129	CLASS 33 DIESEL 33028 BR BLUE SMALL LOGO	67.05
371-130	CLASS 33 DIESEL 33002 'SEA KING' BR CIVIL ENGINEERS (YELLOW/GREY)	67.05
371-159	CLASS 37/4 DIESEL 37412 'DRIVER JOHN ELLIOT' TRANSRAIL	76.05
371-160	CLASS 37/4 DIESEL 37431 'BULLIDAE' INTERCITY	78.30
371-177	CLASS 40 DIESEL D351 BR GREEN CENTRE HEAD CODE BOX	76.05
371-178	CLASS 40 DIESEL 40192 BR BLUE SMALL LOGO CENTRE HEAD CODE BOX	76.05
371-200	CLASS 44 DIESEL 44008 'PENYGHENT' BR BLUE	78.50
371-201	CLASS 44 DIESEL D1 'SCAFELL PIKE' BR GREEN	78.50
371-232	CLASS 47 DIESEL 47237 DRS	76.45
371-233	CLASS 47 DIESEL 47306 'THE SAPPER' RAILFREIGHT DISTRIBUTION	76.45
371-253	CLASS 50 DIESEL 50037 'ILLUSTRIOUS' BR BLUE YELLOW ENDS SMALL LOGO	75.45
371-277	CLASS 55 DIESEL 55002 'THE KINGS OWN YORKSHIRE L/INFANTRY' BR GREEN	75.45
371-325	CLASS 150/1 DMU 2 CAR FIRST NORTH WESTERN	86.20
371-326	CLASS 150/1 DMU 2 CAR CENTRO TRAINS	86.20
371-327	CLASS 150/2 DMU 2 CAR ARRIVA TRAINS WALES/TRENAU ARRIVA CYMRU	86.20
371-328	CLASS 150/2 DMU 2 CAR REGIONAL RAILWAYS SPRINTER	86.20
371-350	CLASS 60 DIESEL 60052 'GLOFA TWR' EWS	79.50
371-351	CLASS 60 DIESEL 60078 MAINLINE BLUE	79.50
371-377	CLASS 66 DIESEL 66701 'WHITEMOOR' GB RAILFREIGHT	79.50
371-378	CLASS 66 DIESEL 66522 FREIGHTLINER/SHANKS	79.50
371-379	CLASS 66 DIESEL 66709 'JOPSEPH ARNOLD DAVIES' GB RAILFREIGHT/MEDITE	79.50
371-380	CLASS 66 DIESEL 66200 'RAILWAY HERITAGE COMMITTEE' EWS	79.50
371-390	CLASS 66/9 DIESEL 66952 FREIGHTLINER	81.95
371-391	CLASS 66/9 DIESEL 66411 'EDDIE THE ENGINE' DRS/STOBART RAIL	81.95
371-402	CLASS 52 DIESEL D1013 'WESTERN RANGER' BR BLUE SMALL LOGO	76.45
371-427	170/3 2 CAR DMU SOUTHWEST TRAINS	86.20
371-428	170/4 3 CAR DMU SCOTRAIL FIRST GROUP	91.75
371-429	170/2 2 CAR DMU ANGLIA/ONE	89.95
371-430	171/7 2 CAR DMU SOUTHERN	89.95
371-435	168/1 CLUBMAN 3 CAR DMU CHILTERN RAILWAYS	91.75

ITEM NO.	DESCRIPTION	R.R.P.(£)
371-450	CLASS 37/0 DIESEL 37038 BR BLUE SPLIT HEAD CODE BOXES	78.30
371-451	CLASS 37/0 DIESEL D6707 BR GREEN LATE CREST SPLIT HEAD CODE BOXES	78.30
371-452	CLASS 37/0 DIESEL 37238 BR BLUE CENTRE HEAD CODE BOXES	78.30
371-453	CLASS 37/0 DIESEL D6826 BR GREEN LATE CREST CENTRE HEAD CODE BOXES	78.30
371-475A	HST 125 SET MIDLAND MAINLINE NEW LIVERY	91.75
371-479	HST 125 SET INTERCITY SWALLOW	91.75
371-480	HST 125 SET GNER NEW LIVERY	91.75
371-500	CLASS 101 2 CAR DMU BR GREEN WITH SPEED WHISKERS	77.45
371-501	CLASS 101 2 CAR DMU REGIONAL RAILWAYS	77.45
371-510	CLASS 101 3 CAR DMU BR GREEN	86.65
371-526	CLASS 159 3 CAR DMU SOUTHWEST TRAINS	89.70
371-550A	CLASS 158 2 CAR DMU CENTRAL TRAINS	84.60
371-554	CLASS 158 2 CAR DMU ARRIVA TRAINS WALES/TRENAU ARRIVA CYMRU	86.70
371-575	CLASS 45 DIESEL D67 'THE ROYAL ARTILLERYMAN' BR GREEN	78.50
371-576	CLASS 45 DIESEL 45114 BR BLUE WITH WHITE ROOF	78.50
371-585	CLASS 46 DIESEL D163 'LEIC & DERBYS YEOMANRY' BR GREEN	78.50
371-586	CLASS 46 DIESEL 46053 BR BLUE	78.50
371-600	CLASS 42 WARSHIP DIESEL D817 'FOXHOUND' BR MAROON	75.45
371-601	CLASS 42 WARSHIP DIESEL D804 'AVENGER' BR BLUE	75.45
371-625A	GWR RAILCAR W30W BR BRUNSWICK GREEN	72.05
371-626B	GWR RAILCAR NO.22 SHIRT BUTTON CHOCOLATE/CREAM	72.05
371-627A	GWR RAILCAR W20W BR CRIMSON/CREAM	72.05
371-650	CLASS 57/3 DIESEL 57301 'SCOTT TRACY' VIRGIN TRAINS	78.50
371-651	CLASS 57/0 DIESEL 57003 'FREIGHTLINER EVOLUTION' FREIGHTLINER	78.50
371-652	CLASS 57/6 DIESEL 57602 'RESTORMEL CASTLE' FIRST GREAT WESTERN	78.50
371-653	CLASS 57/6 DIESEL 57601 PORTERBROOK PURPLE	78.50
371-675	CLASS 220 001 'MAIDEN VOYAGER' VIRGIN TRAINS 4 CAR UNIT	109.95
371-676	CLASS 222 011 MERIDIAN MIDLAND MAINLINE 4 CAR UNIT	109.95
371-677	CLASS 222 101 PIONEER HULL TRAINS 4 CAR UNIT	109.95
371-751	CLASS 87 ELECTRIC 87019 'SIR WINSTON CHURCHILL' VIRGIN TRAINS	80.40
371-775	CLASS 90 ELECTRIC 90030 'CREWE LOCOMOTIVE WORKS' EWS	78.50
371-776	CLASS 90 ELECTRIC 90004 'CITY OF GLASGOW' VIRGIN TRAINS	78.50
371-800	CLASS 91 91126 'YORK MINSTER' WITH DVT TRAILER GNER	88.70
371-801	CLASS 91 91004 'GRANTHAM' WITH DVT TRAILER GNER	88.70
371-906	57XX PANNIER TANK 5786 GWR GREEN	50.40
371-929	8750 PANNIER TANK 9753 BR BLACK LATE CREST	49.20
371-931	8750 PANNIER TANK 4612 GWR GREEN	50.40
371-952	94XX PANNIER TANK 9436 BR BLACK LATE CREST	49.20
371-953	94XX PANNIER TANK 9409 GWR GREEN	49.20
371-980	61XX PRAIRIE TANK 6100 BR BLACK LARGE EARLY EMBLEM	58.40
371-981	61XX PRAIRIE TANK 6110 GWR GREEN	59.80
372-025	CASTLE CLASS 7033 'HARTLEBURY CASTLE' BR GREEN EARLY EMBLEM	71.35
372-026	CASTLE CLASS 4080 'POWDERHAM CASTLE' BR GREEN LATE CREST	71.35
372-050	FOWLER 4F 44018 BR BLACK EARLY EMBLEM	66.25
372-051	FOWLER 4F 44388 BR BLACK LATE CREST	66.25
372-125	BLACK 5 5305 LMS LINED BLACK	83.60
372-126	BLACK 5 44896 BR LINED BLACK EARLY EMBLEM	83.60
372-151	8F 48045 BR BLACK LATE CREST	85.60
372-152	8F 48709 BR BLACK EARLY EMBLEM	85.60
372-179	8P 46248 'CITY OF LEEDS' BR GREEN EARLY EMBLEM	87.65
372-180	8P 6233 'DUCHESS OF SUTHERLAND' LMS CRIMSON	87.65
372-204	3F JINTY 47629 BR BLACK LATE CREST	48.00
372-205	3F JINTY 47332 BR BLACK EARLY EMBLEM WEATHERED	50.40
372-225	MIDLAND CRAB 42932 BR BLACK LATE CREST	81.55
372-275	WEST COUNTRY 21C101 'EXETER' SR MALACHITE GREEN	88.70
372-276	BATTLE OF BRITAIN 34064 'FIGHTER COMMAND' BR GREEN L/CREST	88.70
372-277	BATTLE OF BRITAIN 34051 'WINSTON CHURCHILL' BR GREEN E/EMBLEM	88.70
372-300	MERCHANT NAVY 35018 'BRITISH INDIA LINE' BR GREEN E/EMBLEM	88.70
372-301	MERCHANT NAVY 35005 'CANADIAN PACIFIC' BR BLUE E/EMBLEM	88.70

ITEM NO.	DESCRIPTION	R.R.P.(£)
372-325	3MT STANDARD 2-6-2 TANK 82016 BR LINED BLACK EARLY EMBLEM	66.25
372-326	3MT STANDARD 2-6-2 TANK 82005 BR LINED GREEN LATE CREST	66.25
372-354	A4 60033 'SEAGULL' BR EXPRESS BLUE EARLY EMBLEM	91.75
372-355	A4 60017 'SILVER FOX' BR LINED GREEN LATE CREST	91.75
372-377	A3 60066 'MERRY HAMPTON' BR GREEN EARLY EMBLEM	89.70
372-379	A3 4472 'FLYING SCOTSMAN' LNER GREEN	89.70
372-380	A3 60065 'KNIGHT OF THE THISTLE' BR GREEN LATE CREST	89.70
372-425	9F 2-10-0 92220 'EVENING STAR' BR GREEN LATE CREST BR1G TENDER	109.95
372-426	9F 2-10-0 92002 BR BLACK EARLY EMBLEM BR1G TENDER	109.95
372-427	9F 2-10-0 92205 BR BLACK LATE CREST BR1G TENDER WEATHERED	115.15
372-475	JUBILEE 45699 'GALATEA' 4000 GAL TENDER BR GREEN LATE CREST	93.80
372-476	JUBILEE 45611 'HONG KONG' 4000 GAL TENDER BR GREEN E/EMBLEM	93.80
372-477	JUBILEE 5682 'TRAFALGAR' FOWLER TENDER LMS CRIMSON	93.80
372-503	J94 SADDLE TANK 68071 BR BLACK LATE CREST	42.75
372-529	4MT TANK 80130 BR LINED BLACK LATE CREST	71.00
372-530	4MT TANK 80136 BR LINED BLACK EARLY EMBLEM WEATHERED	73.80
372-550	KING CLASS 6021 'KING RICHARD II' BR BLUE EARLY EMBLEM	71.34
372-551	KING CLASS 6008 'KING JAMES II' BR GREEN LATE CREST	71.34
372-600	V2 60800 'GREEN ARROW' BR GREEN LATE CREST	89.95
372-601	V2 60807 BR LINED BLACK EARLY EMBLEM	89.95
372-602	V2 4844 'COLDSTREAMER' LNER DONCASTER GREEN	89.95
372-625	IVATT CLASS 2MT 46521 BR LINED GREEN LATE CREST	72.95
372-626	IVATT CLASS 2MT 46440 BR LINED BLACK EARLY EMBLEM	72.95
372-627	IVATT CLASS 2MT 6404 LMS BLACK	72.95
WAGONS		
373-002B	BULK POWDER PCA 'RUGBY CEMENT'	7.10
373-003B	BULK POWDER PCA WAGON 'BLUE CIRCLE CEMENT' WEATHERED	7.10
373-006	BULK POWDER PCA WAGON 'RMC' ORANGE WEATHERED	6.95
373-007	BULK POWDER PCA WAGON 'CASTLE CEMENT' GREY WEATHERED	6.95
373-008	BULK POWDER PCA WAGON 'ICI' WHITE	7.10
373-028B	BULK AGGREGATE HOPPER PGA 'REDLAND'	7.10
373-029A	BULK AGGREGATE HOPPER PGA 'YEOMAN/CAIB' WEATHERED	7.45
373-030	BULK AGGREGATE HOPPER PGA 'B.I.S.'	6.95
373-031A	BULK AGGREGATE HOPPER PGA 'ECC QUARRIES' BLUE	7.30
373-032	BULK AGGREGATE HOPPER PGA 'VTG' LIGHT GREY	7.15
373-033A	BULK AGGREGATE HOPPER PGA 'LAFARGE'	7.30
373-035B	BULK AGGREGATE HOPPER PGA 'YEOMAN'	7.10
373-036B	BULK AGGREGATE HOPPER PGA 'RAILEASE'	7.10
373-037B	BULK AGGREGATE HOPPER PGA 'ARC/CAIB'	7.10
373-038A	BULK AGGREGATE HOPPER PGA 'TARMAC' WEATHERED	7.45
373-052	29 TON VBA BOX VAN 'RAILFREIGHT'	6.55
373-053A	29 TON VBA BOX VAN 'EWS'	6.70
373-075C	TAPER BULK POWDER PCA WAGON 'KETTON CEMENT' YELLOW	6.55
373-076B	TAPER BULK POWDER PCA WAGON GREY	6.55
373-077B	TAPER BULK POWDER PCA WAGON GREY	6.55
373-078A	TAPER BULK POWDER PCA WAGON 'LEVER BROTHERS' PURPLE	6.55
373-254	12 TON CATTLE VAN NE GREY	4.95
373-328	20 TON TOAD BRAKE VAN BR BAUXITE 'SGT DEPT'	6.95
373-402	31 TON OPEN PLANK WAGON OAA 'RAILFREIGHT' BROWN	5.75
373-403	31 TON OPEN PLANK WAGON OAA 'RAILFREIGHT' RED/GREY	5.75
373-425	50 TON BOGIE SULPHATE WAGON NE GREY	6.95
373-454	63FT BOGIE WAGON WITH THREE 20FT CONTAINERS 'P&O/NEDLLOYD'	11.15
373-455	63FT BOGIE WAGON WITH THREE 20FT CONTAINERS 'P&O'	11.15
373-456	63FT BOGIE WAGON WITH 1 20FT & 40FT CONTAINER 'MSC & HANJIN'	11.75
373-457	63FT BOGIE WAGON WITH 1 20FT & 40FT CONTAINER 'COSCO & MAERSK'	11.75
373-475	46 TONNE GLW CEA COVERED HOPPER ORANGE/BLACK	7.40
373-476	46 TONNE GLW CEA COVERED HOPPER 'EWS'	7.40
373-502A	46 TONNE GLW HSA HOPPER BROWN	7.20
373-505A	46 TONNE GLW HEA HOPPER 'EWS'	7.20

ITEM NO.	DESCRIPTION	R.R.P.(£)
373-506	46 TONNE GLW HEA HOPPER 'COAL SECTOR'	7.20
373-507	46 TONNE GLW HEA HOPPER 'RAILFREIGHT'	7.20
373-508	46 TONNE GLW HEA HOPPER 'MAINLINE'	7.20
373-525	22 TON PRESFLO CEMENT WAGON 'RUGBY CEMENT'	5.50
373-526A	22 TON PRESFLO CEMENT WAGON 'BLUE CIRCLE' WEATHERED	6-30
373-527	22 TON PRESFLO CEMENT WAGON 'POZZOLANIC'	5.50
373-554	100 TON BOGIE TANK WAGON 'BP' BLACK WEATHERED	10.70
373-555	100 TON BOGIE TANK WAGON 'SHELL'	10.15
373-556	100 TON BOGIE TANK WAGON 'FINA'	10.15
373-575B	46 TONNE GLW MEA OPEN MINERAL WAGON 'EWS'	7.15
373-600	46 TONNE VGA SLIDING WALL VAN 'EWS'	8.15
373-601	46 TONNE VGA SLIDING WALL VAN 'RAILFREIGHT SPEEDLINK'	8.15
373-602	46 TONNE VGA SLIDING WALL VAN 'RAILFREIGHT DISTRIBUTION'	8.15
373-625	31 TON OBA OPEN WAGON 'EWS'	7-80
373-626	31 TON OBA OPEN WAGON 'RAILFREIGHT'	7.80
373-627	31 TON OBA OPEN WAGON WITH HIGH ENDS 'PLASMR BLOCKFREIGHT'	7.80
373-628	31 TON OBA OPEN WAGON WITH HIGH ENDS 'EWS'	7.80
373-650	14 TON TANK WAGON 'NATIONAL BENZOLE'	5.85
373-651	14 TON TANK WAGON 'SHELL ELECTRICAL OILS'	5.85
373-652	14 TON TANK WAGON 'BITUMULS'	5.85
373-675	14 TON TANK WAGON WITH LARGE FILLER 'MOBIL'	5.85
373-676	14 TON TANK WAGON WITH LARGE FILLER 'KALCHESTER'	5.85
373-677	14 TON TANK WAGON WITH LARGE FILLER 'CARBURINE MOTOR SPIRIT'	5.85
373-700	12 TON VENTILATED BOX VAN PLANKED SIDES BR BAUXITE	5-25
373-701	12 TON VENTILATED BOX VAN PLANKED SIDES BR BAUXITE 'MARGARINE'	5.25
373-702	12 TON VENTILATED BOX VAN PLANKED SIDES BR 'RAILSTORES'	5.25
373-725	10 TON INSULATED BOX VAN PLANKED SIDES BR WHITE	5.25
373-726	10 TON INSULATED BOX VAN PLANKED SIDES BR BAUXITE	5.25
373-751	12 TON VENTILATED BOX VAN PLYWOOD SIDES BR BAUXITE	5.25
373-775	45 TONNE GLW TTA TANK WAGON 'BP' GREEN	8.10
373-776	45 TONNE GLW TTA TANK WAGON 'ESSO'	8.10
373-777	45 TONNE GLW TTA TANK WAGON 'SHELL/BP'	8.10
373-800	100 TONNE GLW HHA BOGIE HOPPER WAGON SLIDING E/DOORS 'F/LINER'	18.30
373-801	100 TONNE GLW HHA BOGIE HOPPER WAGON HINGED E/DOORS 'F/LINER'	18.30
373-825	104 TONNE GLW BYA STEEL COIL CARRIER 'EWS'	17.30
373-826	104 TONNE GLW BRA STEEL STRIP CARRIER 'EWS'	17.30
373-850	102 TONNE GLW HTA BULK COAL HOPPER 'EWS'	17.30
373-877B	MFA 24 TONNE OPEN BOX MINERAL WAGON 'RFD'	7.25
373-878	MFA 24 TONNE OPEN BOX MINERAL WAGON 'EWS'	6.95
373-900A	46 TONNE GLW HAA HOPPER BROWN	7.70
373-901	46 TONNE GLW HAA HOPPER 'EWS'	7.55
373-902	46 TONNE GLW HAA HOPPER 'COAL SECTOR'	7.55
373-925	30 TON BOGIE BOLSTER WAGON BR GULF RED	10.25
373-926	30 TON BOGIE BOLSTER WAGON BR GREY	10.25
373-927	30 TON BOGIE BOLSTER WAGON LMS GREY	10.25
373-950	HFA HOPPER WAGON WITH DUST COVER 'TRANSRAIL'	7.90
373-950A	HFA HOPPER WAGON WITH DUST COVER WEATHERED 'TRANSRAIL'	8.30
373-951	HFA HOPPER WAGON WITH DUST COVER 'MAINLINE'	7.90
373-975	46 TONNE GLW POA BOX MINERAL WAGON R/ENDS 'YEOMAN/TIGER' GREY	7.80
373-976	46 TONNE GLW POA BOX MINERAL WAGON R/ENDS 'ARC/TIGER' YELLOW	7.80
373-977	46 TONNE GLW POA BOX MINERAL WAGON P/ENDS ORANGE/BLACK	7.80
373-978	46 TONNE GLW POA BOX MINERAL WAGON P/ENDS 'YEOMAN/TIGER' GREY	8.00
373-979	46 TONNE GLW POA BOX MINERAL WAGON P/ENDS 'TIGER' GREY	8.00
377-000	40 TONNE SEALION YGH BOGIE HOPPER WAGON OLIVE GREEN	16.25
377-001	40 TONNE SEACOW(EX SEALION) YGB BOGIE HOPPER WAGON 'DUTCH'	16.25
377-002	40 TONNE SEACOW(EX SEALION) YGA BOGIE HOPPER WAGON 'EWS'	16.25
377-025	5 PLANK STEEL FLOOR WAGON 'HOPTON-WOOD STONE'	4.85
377-026	5 PLANK STEEL FLOOR WAGON 'ARENIG GRANTIE'	4.85
377-027	5 PLANK STEEL FLOOR WAGON 'GEORGE LOVEGROVE'	4.85

ITEM NO.	DESCRIPTION	R.R.P.(£)
377-050	5 PLANK WOODEN FLOOR WAGON 'JAMES DURNFORD'	4.85
377-051	5 PLANK WOODEN FLOOR WAGON 'F H SILVEY & CO'	4.85
377-052	5 PLANK WOODEN FLOOR WAGON 'HUCKNALL'	4.85
377-075	7 PLANK END DOOR WAGON 'GOLDENDALE IRON CO'	4.95
377-076	7 PLANK END DOOR WAGON 'DOUGLAS BANK COLLIERY'	4.95
377-077	7 PLANK END DOOR WAGON 'WIMBERRY'	4.95
377-078	7 PLANK END DOOR WAGON BR GREY	5.20
377-079	7 PLANK END DOOR WAGON 'FIRESTONE TYRES'	5.20
377-080	7 PLANK END DOOR WAGON 'BRADLEYS WEARDALE'	5.20
377-081	7 PLANK END DOOR WAGON 'THE G. W. R'MANS COAL ASSOCIATION'	5.20
377-100	90 TONNE GLW JGA BOGIE HOPPER 'RMC'	17.30
377-101	90 TONNE GLW JGA BOGIE HOPPER 'BUXTON LIME INDUSTRIES'	17.30
377-102	90 TONNE GLW JGA BOGIE HOPPER 'TARMAC'	17.30
377-125	8 PLANK END DOOR WAGON 'BAGLEY'	5.20
377-126	8 PLANK END DOOR WAGON 'BOSTON DEEP SEA FISHING'	5.20
377-127	8 PLANK END DOOR WAGON 'J R WOOD CO LTD'	5.20
377-150	8 PLANK WAGON 'A J SALTER'	5.20
377-151	8 PLANK WAGON 'MUSGRAVE'	5.20
377-152	8 PLANK WAGON 'CHARLES WARD'	5.20
377-175	7 PLANK WAGON WITH COKE RAIL 'NEW CRANSLEY'	5.10
377-176	7 PLANK WAGON WITH COKE RAIL BR GREY	5.10
377-200	8 PLANK WAGON WITH COKE RAIL 'BIRLEY'	5.35
377-201	8 PLANK WAGON WITH COKE RAIL 'MODERN TRANSPORT'	5.35
377-202	8 PLANK WAGON WITH COKE RAIL 'STAMFORD'	5.35
377-225	16 TON STEEL MINERAL WAGON END DOOR BR GREY	4.90
377-226	16 TON STEEL MINERAL WAGON END DOOR BR BAUXITE	4.90
377-227	16 TON STEEL MINERAL WAGON END DOOR BR GREY	4.90
377-250	16 TON STEEL MINERAL WAGON BR GREY	4.90
377-251	16 TON STEEL MINERAL WAGON BR LIGHT GREY	4.90
377-252	16 TON STEEL MINERAL WAGON ZHV OLIVE GREEN	4.90
377-275	27 TON STEEL TIPPLER WAGON 'IRON ORE'	4.90
377-276	27 TON STEEL TIPPLER WAGON 'CHALK'	4.90
377-277	27 TON STEEL TIPPLER WAGON 'IRON ORE' WEATHERED	4.90
377-300	20 TON LMS TYPE BRAKE VAN BR(M) BAUXITE	7.15
377-301	20 TON LMS TYPE BRAKE VAN BR(M) GREY	7.15
377-310	20 TON LMS TYPE BRAKE VAN LMS GREY	7.15
377-311	20 TON LMS TYPE BRAKE VAN LMS BAUXITE	7.15
377-325	CONFLAT WITH BD CONTAINER 'SPEEDFREIGHT'	6.95
377-326	CONFLAT WITH AF CONTAINER BR ICE BLUE	6.95
377-327	CONFLAT WITH AF CONTAINER GWR WHITE	6.95
377-350	INTERMODAL BOGIE WAGON WITH 45' CONTAINERS 'SEAWHEEL'	27.75
377-351	INTERMODAL BOGIE WAGON WITH 45' CONTAINERS 'AXIS'	27.75
377-352	INTERMODAL BOGIE WAGON WITH PLUS 45' CONTAINERS 'SEACO'	27.75
377-450	16 TON SLOPE SIDED MINERAL WAGON RIVETTED SIDE DOOR GREY	4.90
377-451	16 TON SLOPE SIDED MINERAL WAGON RIVETTED SIDE DOOR MWT BROWN	4.90
377-500	RCH 3 PLANK WAGON 'BUXTON LIME'	4.85
377-501	RCH 3 PLANK WAGON BR BAUXITE	4.85
377-502	RCH 3 PLANK WAGON LMS GREY	4.85
377-525	20 TON BRAKE VAN BR BAUXITE	7.15
377-526	20 TON BRAKE VAN BR GREY	7.15
377-527	20 TON BRAKE VAN LNER OXIDE	7.15
377-535	20 TON BRAKE VAN BR FLUSH ENDS 'RAILFREIGHT'	7.15
COACHES		
374-000A	MK1 OPEN SECOND SO CRIMSON/CREAM (M)	13.80
374-001	MK1 OPEN SECOND SO GREEN (S)	13.25
374-002A	MK1 OPEN SECOND SO CHOCOLATE/CREAM (W)	13.80
374-004	MK1 OPEN SECOND SO INTERCITY	13.25
374-005	MK1 OPEN SECOND SO REGIONAL RAILWAYS	13.25
374-025B	MK1 BG FULL BRAKE BLUE/GREY	13.80

ITEM NO.	DESCRIPTION	R.R.P.(£)
374-026B	MK1 BG FULL BRAKE CRIMSON/CREAM	13.80
374-027B	MK1 BG FULL BRAKE BR MAROON LIVERY	13.80
374-028	MK1 BG FULL BRAKE BR GREEN	13.25
374-029B	MK1 BG FULL BRAKE CHOCOLATE/CREAM	13.80
374-030	MK1 NHA FULL BRAKE INTERCITY	13.25
374-031	MK1 NEA FULL BRAKE REGIONAL RAILWAYS	13.25
374-032	MK1 NEX FULL BRAKE RES RED/GREY	13.25
374-050D	MK1 CORRIDOR SECOND SK CRIMSON/CREAM (M)	13.25
374-051B	MK1 CORRIDOR SECOND SK GREEN (S)	13.25
374-052C	MK1 CORRIDOR SECOND SK CHOCOLATE/CREAM (W)	13.25
374-053E	MK1 CORRIDOR SECOND SK MAROON (E)	13.80
374-054A	MK1 CORRIDOR SECOND SK INTERCITY	13.25
374-055C	MK1 CORRIDOR SECOND SK BLUE/GREY (M)	13.80
374-075D	MK1 CORRIDOR BRAKE COMP BCK CRIMSON/CREAM (S)	13.80
374-076A	MK1 CORRIDOR BRAKE COMP BCK GREEN (S)	13.25
374-077B	MK1 CORRIDOR BRAKE COMP BCK CHOCOLATE/CREAM (W)	13.25
374-078D	MK1 CORRIDOR BRAKE COMP BCK MAROON (E)	13.80
374-079	MK1 CORRIDOR BRAKE COMP BCK INTERCITY	13.25
374-080A	MK1 CORRIDOR BRAKE COMP BCK BLUE/GREY	13.25
374-100A	MK1 MINI BUFFET RMB GREEN (S)	13.25
374-101B	MK1 MINI BUFFET RMB CHOCOLATE/CREAM (W)	13.25
374-102B	MK1 MINI BUFFET RMB MAROON (E)	13.25
374-103	MK1 BUFFET CAR RBR INTERCITY	13.25
374-104	MK1 MINI BUFFET RMB BLUE/GREY	13.25
374-115	MK1 RESTAURANT CAR RU BLUE/GREY	13.25
374-116	MK1 RESTAURANT CAR RU MAROON (E)	13.25
374-117	MK1 RESTAURANT CAR RU CHOCOLATE/CREAM	13.25
374-118	MK1 RESTAURANT CAR RU INTERCITY	13.25
374-125A	MK1 GUV GENERAL UTILITY VAN 'EXPRESS PARCELS' BLUE	13.25
374-126	MK1 GUV GENERAL UTILITY VAN 'INTERCITY MOTORAIL' BLUE/GREY	13.25
374-127A	MK1 GUV GENERAL UTILITY VAN 'RAIL EXPRESS SYSTEMS' RED/GREY	13.25
374-150	MK1 CORRIDOR FIRST FK CRIMSON/CREAM (M)	13.25
374-151	MK1 CORRIDOR FIRST FK GREEN (S)	13.25
374-152	MK1 CORRIDOR FIRST FK CHOCOLATE/CREAM (W)	13.25
374-153A	MK1 CORRIDOR FIRST FK MAROON	13.80
374-154	MK1 CORRIDOR FIRST FK INTERCITY	13.25
374-155	MK1 CORRIDOR FIRST FK REGIONAL RAILWAYS	13.25
374-175	MK1 CORRIDOR BRAKE SECOND BSK CRIMSON/CREAM (M)	13.25
374-176	MK1 CORRIDOR BRAKE SECOND BSK GREEN (S)	13.25
374-177	MK1 CORRIDOR BRAKE SECOND BSK CHOCOLATE/CREAM (W)	13.25
374-178A	MK1 CORRIDOR BRAKE SECOND BSK MAROON (E)	13.80
374-179	MK1 CORRIDOR BRAKE SECOND BSK INTERCITY	13.25
374-180	MK1 CORRIDOR BRAKE SECOND BSK REGIONAL RAILWAYS	13.25
374-200	MK1 FP PULLMAN PARLOUR 1ST CAR UMBER/CREAM	15.25
374-201	MK1 FP PULLMAN PARLOUR 1ST CAR REVERSE BLUE/GREY	15.25
374-210	MK1 SP PULLMAN PARLOUR 2ND CAR UMBER/CREAM	15.25
374-211	MK1 SP PULLMAN PARLOUR 2ND CAR REVERSE BLUE/GREY	15.25
374-220	MK1 FK PULLMAN KITCHEN CAR 1ST UMBER/CREAM	15.25
374-221	MK1 FK PULLMAN KITCHEN CAR 1ST REVERSE BLUE/GREY	15.25
374-230	MK1 SK PULLMAN KITCHEN CAR 2ND UMBER/CREAM	15.25
374-231	MK1 SK PULLMAN KITCHEN CAR 2ND REVERSE BLUE/GREY	15.25
374-240	MK1 BSP PULLMAN BAR CAR 2ND UMBER/CREAM	15.25
374-241	MK1 BSP PULLMAN BAR CAR 2ND BLUE / GREY	15.25
374-250	MK1 COMPOSITE CK CRIMSON/CREAM (M)	13.25
374-251	MK1 COMPOSITE CK GREEN (S)	13.25
374-252	MK1 COMPOSITE CK CHOCOLATE/CREAM (W)	13.25
374-253	MK1 COMPOSITE CK MAROON (E)	13.25
374-270	MK1 57FT SUBURBAN COACH CRIMSON (W)	13.25
374-271	MK1 57FT SUBURBAN COACH MAROON (M)	13.25

ITEM NO.	DESCRIPTION	R.R.P.(£)
374-280	MK1 57FT SUBURBAN COMPOSITE COACH CRIMSON (W)	13.25
374-281	MK1 57FT SUBURBAN COMPOSITE COACH MAROON (M)	13.25
374-290	MK1 57FT SUBURBAN OPEN 2ND COACH CRIMSON (W)	13.25
374-291	MK1 57FT SUBURBAN OPEN 2ND COACH MAROON	13.25
374-310	MK1 57FT SUBURBAN BRAKE END MAROON (W)	13.25
374-311	MK1 57FT SUBURBAN BRAKE END CRIMSON (W)	13.25
374-325A	MK3 75FT COACH TS 'MIDLAND MAINLINE' NEW LIVERY	13.25
374-326A	MK3 75FT COACH TS 'FIRST GREAT WESTERN' NEW LIVERY	13.25
374-329	MK3 75FT COACH TS 'INTERCITY SWALLOW'	13.25
374-350A	MK3 75FT COACH TF 'MIDLAND MAINLINE' NEW LIVERY	13.25
374-354	MK3 75FT COACH TF 'INTERCITY' SWALLOW'	13.25
374-375A	MK3 75FT COACH TRFB 'MIDLAND MAINLINE' NEW LIVERY	13.25
374-376	MK3 75FT COACH TRFB 'FIRST GREAT WESTERN' NEW LIVERY	13.25
374-379	MK3 75FT COACH TRFB 'INTERCITY SWALLOW'	13.25
374-400	MK3 75FT COACH TGS 'MIDLAND MAINLINE'	13.25
374-400A	MK3 75FT COACH TGS 'MIDLAND MAINLINE' NEW LIVERY	13.25
374-401	MK3 75FT COACH TGS 'FIRST GREAT WESTERN' NEW LIVERY	13.25
374-404	MK3 75FT COACH TGS 'INTERCITY SWALLOW'	13.25
374-475	MK3 75FT SLEEPER CAR SLEP 'FIRST GREAT WESTERN'	13.25
374-476	MK3 75FT SLEEPER CAR SLEP 'SCOTRAIL CALEDONIAN'	13.25
374-500	MK3 75FT COACH RFM 'VIRGIN TRAINS'	13.25
374-525	MK4 75FT COACH TSOD 'GNER'	13.25
374-550	MK4 75FT COACH TSOE 'GNER'	13.25
374-575	MK4 75FT COACH TSO 'GNER'	13.25
374-600	MK4 75FT COACH TFO 'GNER'	13.25
374-625	MK4 75FT COACH TRFM 'GNER'	13.25
374-675	MK2E 65FT COACH BSO 'VIRGIN TRAINS'	13.25
374-676	MK2D 65FT COACH BSO 'FIRST GREAT WESTERN'	13.25
374-677A	MK2F 65FT COACH BSO BLUE/GREY	13.25
374-700	MK2F 65FT COACH RFB 'VIRGIN TRAINS'	13.25
374-701	MK2D 65FT COACH RMBF 'FIRST GREAT WESTERN'	13.25
374-702A	MK2F 65FT COACH RFB BLUE/GREY	13.25
374-726A	MK2D 65FT COACH TSO 'FIRST GREAT WESTERN'	13.25
374-727A	MK2E 65FT COACH TSO BLUE/GREY	13.25
374-750	MK2F 65FT COACH TFO 'VIRGIN TRAINS'	13.25
374-751	MK2E 65FT COACH TFO 'FIRST GREAT WESTERN'	13.25
374-752A	MK2F 65FT COACH TFO BLUE/GREY	13.25
374-775	MK1 FULL BRAKE SUPER BG 'RAIL EXPRESS SYSTEMS' RED/GREY	13.25
374-776	MK1 FULL BRAKE SUPER BG 'RES/ROYAL MAIL' RED/GREY	13.25
374-777	MK1 FULL BRAKE SUPER BG REVISED LIVERY 'EWS/ROYAL MAIL' RED/GREY	13.25
374-778	MK1 FULL BRAKE SUPER BG REVISED LIVERY 'ROYAL MAIL' RED/GREY	13.25
374-800	MK1 RESTAURANT CAR RFO BR BLUE/GREY	13.25
374-801	MK1 RESTAURANT CAR RFO BR MAROON	13.25
374-802	MK1 RESTAURANT CAR RFO BR CRIMSON/CREAM	13.25
374-803	MK1 RESTAURANT CAR RFO BR GREEN	13.25
374-804	MK1 RESTAURANT CAR RFO BR CHOCOLATE/CREAM	13.25
374-825	STANIER BRAKE 3RD LMS CRIMSON LAKE	14.50
374-826	STANIER BRAKE 3RD BR CRIMSON/CREAM	14.50
374-830	STANIER BRAKE 1ST LMS CRIMSON LAKE	14.50
374-831	STANIER BRAKE 1ST BR CRIMSON/CREAM	14.50
374-835	STANIER CORRIDOR 3RD LMS CRIMSON LAKE	14.50
374-836	STANIER CORRIDOR 3RD BR CRIMSON/CREAM	14.50
374-840	STANIER VESTIBULE 3RD LMS CRIMSON LAKE	14.50
374-841	STANIER VESTIBULE 3RD BR CRIMSON/CREAM	14.50
374-845	STANIER VESTIBULE 1ST LMS CRIMSON LAKE	14.50
374-846	STANIER VESTIBULE 1ST BR CRIMSON/CREAM	14.50
374-850	STANIER VESTIBULE COMPOSITE 1ST/3RD LMS CRIMSON LAKE	14.50
374-851	STANIER VESTIBULE COMPOSITE 1ST/3RD BR CRIMSON/CREAM	14.50

ITEM NO.	DESCRIPTION	R.R.P.(£)
LOCO CHASSIS UNITS		
376-000	94XX PANNIER TANK	39.95
376-005	57XX/8750 PANNIER TANK	39.95
376-010	49XX HALL CLASS	49.95
376-015	CASTLE CLASS	49.95
376-020	KING CLASS	49.95
376-025	61XX PRAIRIE TANK	45.50
376-030	J94 SADDLE TANK	32.95
376-035	A3/A4	52.95
376-040	4P COMPOUND	42.95
376-045	3F JINTY	38.95
376-050	4F FOWLER	41.95
376-055	5MT BLACK FIVE	49.50
376-060	8F STANIER	55.95
376-065	6P/5F CRAB	49.95
376-070	8P DUCHESS	52.95
376-075	CLASS 4MT TANK	49.95
376-080A	B OF B/WCC/MN	52.95
376-080B	REBUILT B OF B/WCC/MN	52.95
376-085	CLASS 08 DIESEL	32.95
376-090	CLASS 47 DIESEL	45.50
376-095	CLASS 37 DIESEL	45.50
376-100	CLASS 56 DIESEL	45.95
376-105	CLASS 31 DIESEL	45.95
376-110	CLASS 40 DIESEL	49.95
376-115	HST 125	45.95
376-120	CLASS 101 DMU	49.95
376-125	GWR RAILCAR	49.95
376-130	CLASS 20 DIESEL	45.95
376-135	CLASS 25 DIESEL	45.95
376-140	CLASS 33 DIESEL	45.95
376-145	CLASS 50 DIESEL	49.95
376-150	CLASS 55 DIESEL	49.95
376-155	CLASS 52 DIESEL	49.95
376-160	CLASS 158 DMU	49.50
376-165	CLASS 87 ELECTRIC	49.50
376-170	CLASS 90 ELECTRIC	49.50
376-175	CLASS 91 ELECTRIC	49.50
ACCESSORIES		
379-200	PLATFORMS (4)	5.95
379-201	RAMPS (2)	2.95
36-500	E-Z COMMAND DIGITAL CONTROL UNIT WITH TRANSFORMER	49.95
36-505	E-Z COMMAND DYNAMIS DIGITAL CONTROL CENTRE WITH TRANSFORMER	90.00
36-506	E-Z COMMAND DYNAMIS PRO DIGITAL CONTROL CENTRE WITH TRANSFORMER	TBA
36-507	E-Z COMMAND DYNAMIS HANDSET	TBA
36-508	E-Z COMMAND DYNAMIS PRO BOX	TBA
36-509	E-Z COMMAND DYNAMIS WIRELESS RECEIVER	TBA
36-510	E-Z COMMAND DIGITAL COMPANION CONTROL CENTRE	40.95
36-515	E-Z COMMAND CONNECTOR PANEL	19.95
36-520	E-Z COMMAND 5 AMP POWER BOOSTER	98.95
36-525	E-Z COMMAND REVERSING LOOP MODULE	39.35
36-560	1/2 AMP POWER CONTROLLER	20.95
CATALOGUE		
379-007	GRAHAM FARISH CATALOGUE 2007	3.00

ALL PRICES INCLUDE VAT AT 17.5%
ERRORS AND OMISSIONS EXPECTED
BACHMANN EUROPE Plc.
Moat Way, Barwell, Leicestershire, LE9 8EY. England
www.bachmann.co.uk

Coaches

The conveyance of rail passengers has always been important to Britain's railways and over the years railway carriage design has evolved with subtle and substantial changes. This is reflected in Graham Farish's commitment to producing models which portray passenger rail travel through the years with a broad range enabling the modeller to authentically recreate past and present train formations.

Beautifully finished examples of British Rail Mark 1, 2, 3 and 4 coaches are available in a diverse range of liveries. from British Rail Maroon right up to the latest Midland Mainline Colours. Non passenger carrying coaches such as Baggage Vans and Postal Vans also carry both Historical and Modern colours. The range of super-detailed coaches continues to grow with MK 1 Suburban Coaches, Super BG Vans, luxury Mark 1 Metro-Cammell Pullmans and now LMS P3 Stanier Coaches.

Coaches:	
Pullman Umber/Cream	36
Pullman Blue/Grey	36
BR Crimson	37
BR Crimson/Cream	37
Stanier LMS Crimson Lake	38
Stanier BR Crimson/Cream	38
BR Chocolate/Cream	38-39
BR Green	39-40
BR Maroon	40-41
BR Blue Grey	41-42
InterCity	42-43
Royal Mail/RES	43
Regional Railways	44
Midland Mainline	44
Virgin Trains	44-45
GNER	45
First Great Western	45-46
Scotrail	46
Chiltern Railways	46



Pullman Cars Umber/Cream



Pullman Cars Blue/Grey



BR Crimson Suburban



BR Crimson/Cream



Stanier Coaches LMS Crimson Lake

374-825 Stanier Coach LMS Crimson Lake



Stanier Brake Third Length: 120.5mm (3)

374-850 Stanier Coach LMS Crimson Lake



Vestibule Composite First/Third Length: 120.5mm (3)

374-835 Stanier Coach LMS Crimson Lake



Stanier Corridor Third Length: 120.5mm (3)

Also Available

- 374-830 Stanier Brake First LMS Crimson Lake
- 374-840 Stanier Vestibule Third LMS Crimson Lake
- 374-845 Stanier Vestibule First LMS Crimson Lake

Stanier Coaches BR Crimson/Cream

374-826 Stanier Coach BR Crimson/Cream



Stanier Brake Third Length: 120.5mm (4)

374-851 Stanier Coach BR Crimson/Cream



Vestibule Composite First/Third Length: 120.5mm (4)

374-836 Stanier Coach BR Crimson/Cream



Stanier Corridor Third Length: 120.5mm (4)

Also Available

- 374-831 Stanier Brake First BR Crimson/Cream
- 374-841 Stanier Vestibule Third BR Crimson/Cream
- 374-846 Stanier Vestibule First BR Crimson/Cream

BR Chocolate/Cream

374-002A Mkl Coach BR Chocolate/Cream



Open Second Coach SO Length: 136mm (5)

374-052C Mkl Coach BR Chocolate/Cream



Corridor Second Coach SK Length: 136mm (5)

374-029B Mkl Coach BR Chocolate/Cream



Full Brake Coach BG Length: 122mm (5)

374-077B Mkl Coach BR Chocolate/Cream



Corridor Brake Composite BCK Length: 136mm (5)

374-101B Mkl Coach BR Chocolate/Cream



Mini Buffet Coach RMB Length: 136mm (5)

374-152 Mkl Coach BR Chocolate/Cream



Corridor First Coach FK Length: 136mm (5)

374-252 Mkl Coach BR Chocolate/Cream



Composite Coach CK Length: 136mm (5)

BR Green

374-001 Mkl Coach BR Green



Open Second Coach SO Length: 136mm (5)

374-051B Mkl Coach BR Green



Corridor Second Coach SK Length: 136mm (5)

374-100A Mkl Coach BR Green



Mini Buffet Coach RMB Length: 136mm (5)

374-117 Mkl Coach BR Chocolate/Cream



Restaurant Car RU Length: 136mm (5)

374-177 Mkl Coach BR Chocolate/Cream



Corridor Brake Second BSK Length: 136mm (5)

374-804 Mkl Coach BR Chocolate/Cream



Restaurant Car RFO Length: 136mm (5)

374-028 Mkl Coach BR Green



Full Brake Coach BG Length: 122mm (5)

374-076A Mkl Coach BR Green



Corridor Brake Composite BCK Length: 136mm (5)

374-151 Mkl Coach BR Green



Corridor First Coach FK Length: 136mm (5)

BR Green

374-176 MkI Coach BR Green



Corridor Brake Second BSK Length: 136mm (5)

374-803 MkI Coach BR Green



Restaurant Car RFO Length: 136mm (5)

374-251 MkI Coach BR Green



Composite Coach CK Length: 136mm (5)

BR Maroon

374-027B MkI Coach BR Maroon



Full Brake Coach BG Length: 122mm (5)

374-053E MkI Coach BR Maroon



Corridor Second Coach SK Length: 136mm (5)

374-078D MkI Coach BR Maroon



Corridor Brake Composite BCK Length: 136mm (5)

374-102B MkI Coach BR Maroon



Mini Buffet Coach RMB Length: 136mm (5)

374-116 MkI Coach BR Maroon



Restaurant Car RU Length: 136mm (5)

374-153A MkI Coach BR Maroon



Corridor First Coach FK Length: 136mm (5)

374-178A MkI Coach BR Maroon



Corridor Brake Second Coach BSK Length: 136mm (5)

374-253 MkI Coach BR Maroon



Composite Coach CK Length: 136mm (5)

374-801 MkI Coach BR Maroon



Restaurant Car RFO Length: 136mm (5)

374-271 MkI 57ft Suburban



Suburban Coach Maroon Length: 124.5mm (5)

374-281 MkI 57ft Suburban



Composite Coach Maroon Length: 124.5mm (5)

374-291 MkI 57ft Suburban



Open Second Coach Maroon Length: 124.5mm (5)

374-310 MkI 57ft Suburban



Brake End Coach Maroon Length: 124.5mm (5)

BR Blue/Grey

374-025B MkI Coach BR Blue/Grey



Full Brake Coach BG Length: 122mm (6/7)

374-055C MkI Coach BR Blue/Grey



Corridor Second Coach SK Length: 136mm (6/7)

374-080A MkI Coach BR Blue/Grey



Corridor Brake Composite BCK Length: 136mm (6/7)

374-104 MkI Coach BR Blue/Grey



Mini Buffet Coach RMB Length: 136mm (6/7)

374-115 MkI Coach BR Blue/Grey



Restaurant Car Coach RU Length: 136mm (6/7)

374-125A MkI Coach BR Blue



'Express Parcels' General Utility Van GUV Length: 122mm (6/7)

BR Blue/Grey



InterCity



Royal Mail/Rail Express Systems



Regional Railways



Midland Mainline



Virgin Trains



Virgin Trains



Great North East Railways



First Great Western




First Great Western

374-676 Mk2D Coach First Great Western


65ft Coach BSO Length: 138.75mm

374-701 Mk2D Coach First Great Western


65ft Coach RMBF Length: 138.75mm

374-726A Mk2D Coach First Great Western


65ft Coach TSO Length: 138.75mm

374-751 Mk2E Coach First Great Western


65ft Coach TFO Length: 138.75mm

Scotrail

374-476 Mk3 Coach Scotrail Caledonian


75ft Sleeper Car SLEP Length: 158.75mm

Wagons

Britain's railways were originally built to carry large amounts of freight traffic, which still continues to this day. Graham Farish offers an extensive range of freight wagons beginning with 1920's style wooden private owner wagons to current modern high-speed bogie wagons.

The range has all the contrasting diversity of the prototypes and there is something for everyone, from traditional slow moving mixed freight trains carrying coal, farm produce and fish to modern ISO containers and oil tank wagons.

Highly accurate, colourful and detailed models are available in liveries that span almost a century of railway history covering the big four railway companies, the nationalised British Railway and the modern current privatised railway companies such as Freightliner and EWS.

Graham Farish by Bachmann leads the UK market with a breathtaking range of modern (post 1970) BR wagons such as the colourful TTA tank wagon and the new HHA bogie coal hopper wagon.


Wagons:

PCA Wagons	48
PGA Wagons	48-49
VBA Wagons	49
PCA Taper Wagons	49
20t Toad Brake Van	49
12t Cattle Van	49
OAA Wagons	50
63ft Bogie Wagons	50
50t Bogie Sulphate Wagon	51
CEA/HSA/HEA Wagons	51
Presflo Cement Wagons	51
100t Bogie Tank Wagons	52
VGA Vans	52-53
OBA Open Wagons	53
MEA Mineral Wagons	53
TTA Tank Wagons	53
14t Tank Wagons	54
12t Ventilated Box Vans	54
10t Insulated Box Vans	54
HHA Wagons	55
BYA/BRA/HTA Wagons	55
MFA Wagons	56
HAA/HFA Wagons	56
Bolster Wagons	56
POA Mineral Wagons	57
Sealion/Seacow	57
5 Plank Wagons	58
7 Plank Wagons	58
8 Plank Wagons	59
16t Mineral Wagons	59
27t Tippler Wagons	60
16t Slope Sided Mineral	60
20t Brake Vans	60
RCH 3 Plank Wagons	60
Conflat Wagons	61
Intermodal Wagons	61
20t LMS Brake Vans	62
45t Bogie Well Wagons	62



PCA Wagons

Length: 56mm



Bulk Powder PCA
'Rugby Cement'



Bulk Powder PCA
'Blue Circle Cement' Weathered



Bulk Powder PCA
'RMC' Orange Weathered



Bulk Powder PCA
'Castle Cement' Weathered

Also Available
NEW 373-008

Bulk Powder PCA
'ICI' White

PGA Wagons

Length: 56mm



Bulk Aggregate Hopper PGA
'Redland'



Bulk Aggregate Hopper PGA
'Yeoman/Caib' Weathered



Bulk Aggregate Hopper PGA
'British Industrial Sand'



Bulk Aggregate Hopper PGA
'ECC Quarries'



Bulk Aggregate Hopper PGA
'VTG' Light Grey



Bulk Aggregate Hopper PGA
'Lafarge'



Bulk Aggregate Hopper PGA
'Yeoman'



Bulk Aggregate Hopper PGA
'Railease'



Bulk Aggregate Hopper PGA
'Arc/Caib'



Bulk Aggregate Hopper PGA
'Tarmac' Weathered

Length: 76mm

VBA Box Vans



373-052 29 Ton VBA Box Van 'Railfreight'



373-053A 29 Ton VBA Box Van 'EWS'

Length: 56mm

PCA Taper Wagons



Taper Bulk Powder PCA Wagon
'Ketton' Yellow



Taper Bulk Powder PCA Wagon
Grey



Taper Bulk Powder PCA Wagon
Grey



Taper Bulk Powder PCA Wagon
'Lever Brothers' Purple

20 Ton Toad Brake Van

Length: 56mm



373-328 20t Toad Brake Van BR Bauxite S&T Dept

12 Ton Cattle Van

Length: 44.5mm



373-254 12 Ton Cattle Van NE Grey

OAA Wagons

Length: 76mm



373-402 31 Ton OAA Wagon 'Railfreight' Brown



373-403 31 Ton OAA Wagon 'Railfreight' Red/Grey

63ft Bogie Wagons

Length: 128mm



373-454

63ft Bogie Wagon
with three 20ft
Containers
'P&O Nedlloyd'



373-455

63ft Bogie Wagon
with three 20ft
Containers
'P&O'



373-456

63ft Bogie Wagon
with one 20ft &
40ft Container
'MSC & Hanjin'



373-457

63ft Bogie Wagon
with one 20ft &
40ft Containers
'Maersk & Cosco'

50 Ton Bogie Sulphate Wagon

Length: 82mm



373-425

50 Ton Bogie
Sulphate Wagon
NE Grey


CEA/HSA/HEA Hopper Wagons

Length: 56.5mm



373-475

46 Tonne glw CEA Covered Hopper
Orange/Black




373-476

46 Tonne glw CEA Covered Hopper
'EWS'



373-502A

46 Tonne glw HSA Hopper
Brown



373-505A

46 Tonne glw HEA Hopper
'EWS'



373-506

46 Tonne glw HEA Hopper
'Coal Sector'



373-507

46 Tonne glw HEA Hopper
'Railfreight'

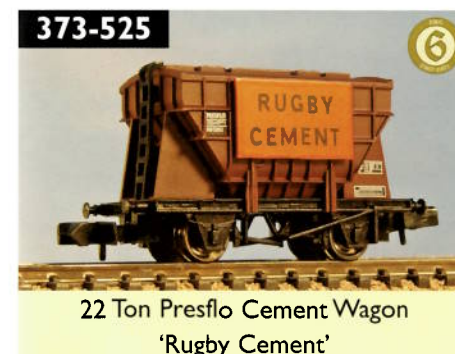


373-508

46 Tonne glw HEA Hopper
'Mainline'

Presflo Cement Wagons

Length: 43.25mm



373-525

22 Ton Presflo Cement Wagon
'Rugby Cement'



373-526A

22 Ton Presflo Cement Wagon
'Blue Circle' Weathered



373-527

22 Ton Presflo Cement Wagon
'Pozzolanic'

100 Ton Bogie Tank Wagons

Length: 119mm



373-554

100 Ton Bogie
Tank Wagon
'BP' Black
Weathered

7/8



373-555

100 Ton Bogie
Tank Wagon
'Shell'

7/8



373-556

100 Ton Bogie
Tank Wagon
'Fina'

7/8

VGA Vans

Length: 94mm



373-600

46 Tonne VGA
Sliding Wall Van
EWS

9



373-601

46 Tonne VGA
Sliding Wall Van
Railfreight Speedlink

7/8

VGA Van

Length: 94mm



373-602

46 Tonne VGA
Sliding Wall Van
'Railfreight
Distribution'

8

Length: 77mm

OBA Open Wagons



373-625

31 Ton OBA Open Wagon 'EWS'



373-626

31 Ton OBA Open Wagon 'Railfreight'



373-627

31 Ton OBA Wagon High Ended 'Plasmor Blockfreight'



373-628

31 Ton OBA Wagon High Ended 'EWS'

MEA Mineral Wagon

Length: 56.25mm



373-575B

46 Tonne glw MEA Open Mineral Wagon 'EWS'

TTA Tank Wagons

Length: 59.75mm



373-775

45 Tonne glw TTA Tank Wagon
'BP'



373-776

45 Tonne glw TTA Tank Wagon
'Esso'



373-777

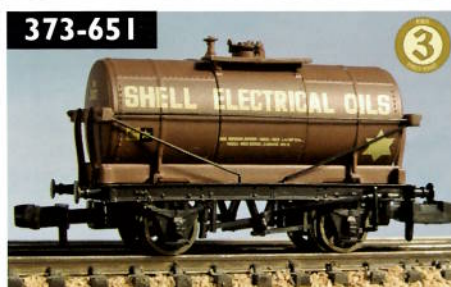
45 Tonne glw TTA Tank Wagon
'Shell/BP'

14 Ton Tank Wagons


Length: 42.5mm



14 Ton Tank Wagon
'National Benzole'



14 Ton Tank Wagon
'Shell Electrical Oils'



14 Ton Tank Wagon
'Bitumuls'



14 Ton Tank Wagon with Large Filler
'Mobil'



14 Ton Tank Wagon with Large Filler
'Kalchester'



14 Ton Tank Wagon with Large Filler
'Carburine Motor Spirit'

12 Ton Ventilated Box Vans

Length: 42.5mm



12 Ton Ventilated Box Van Planked Sides BR Bauxite



12 Ton Ventilated Box Van Planked Sides Bauxite 'Margarine'



12 Ton Ventilated Box Van Planked Sides BR Rail Stores



12 Ton Ventilated Box Van Plywood Sides BR Bauxite

10 Ton Insulated Box Vans

Length: 42.5mm



10 Ton Insulated Box Van Planked Sides BR White



10 Ton Insulated Box Van Planked Sides BR Bauxite

HHA Wagons

Length: 153mm



100 Tonne glw HHA Bogie Hopper Wagon Sliding Exterior Doors 'Freightliner'



100 Tonne glw HHA Bogie Hopper Wagon Hinged Exterior Doors 'Freightliner'

BYA/BRA/HTA Wagons

Length: 112mm



104 Tonne glw
BYA Steel
Coil Carrier
'EWS'



104 Tonne glw
BRA Steel
Strip Carrier
'EWS'



102 Tonne glw
HTA Bulk
Coal Hopper
'EWS'

MFA Wagons

Length: 56.25mm

373-877B



MFA 24 Tonne Open Box Mineral Wagon 'RFD'

373-878



MFA 24 Tonne Open Box Mineral Wagon 'EWS'

HAA/HFA Hopper Wagons

Length: 61.75mm

373-900A



46 Tonne glw HAA Hopper Wagon Brown

373-901



46 Tonne glw HAA Hopper Wagon 'EWS'

373-902



46 Tonne glw HAA Hopper Wagon 'Coal Sector'

373-950



HFA Hopper Wagon with Dust Cover 'Transrail'

373-950A



HFA Hopper Wagon with Dust Cover 'Transrail' Weathered

373-951



HFA Hopper Wagon with Dust Cover 'Mainline'

Bolster Wagons


Length: 97.75mm

373-925



30 Ton Bogie Bolster Wagon BR Gulf Red

373-926



30 Ton Bogie Bolster Wagon BR Grey

373-927



30 Ton Bogie Bolster Wagon LMS Grey

POA Mineral Wagons

Length: 59.75mm

373-975



46 Tonne glw POA Mineral Wagon Reinforced Ends 'Yeoman/Tiger' Grey

373-976



46 Tonne glw POA Mineral Wagon Reinforced Ends 'ARC/Tiger' Yellow

373-977



46 Tonne glw POA Mineral Wagon Plain Ends Orange/Black

373-978



46 Tonne glw POA Mineral Wagon Plain Ends 'Yeoman/Tiger' Grey

373-979



46 Tonne glw POA Mineral Wagon Plain Ends 'Tiger' Grey

Sealion/Seacow Hopper Wagons

Length: 77mm

377-000



40 Tonne Sealion YGH Bogie Hopper Wagon Olive Green

377-001



40 Tonne Seacow (ex-Sealion) YGB Bogie Hopper Wagon Dutch

377-002



40 Tonne Seacow (ex-Sealion) YGA Bogie Hopper Wagon EWS

5 Plank Wagons

Length: 40.5mm



5 Plank Steel Floor Wagon
'Hopton-Wood Stone'



5 Plank Steel Floor Wagon
'Arenig Granite'



5 Plank Steel Floor Wagon
'George Lovegrove'



5 Plank Wooden Floor Wagon
'James Durnford'



5 Plank Wooden Floor Wagon
'F. H. Silvey & Co.'




5 Plank Wooden Floor Wagon
'Hucknall'

7 Plank Wagons/7 Plank Wagons with Coke Rail


Length: 40.5mm



7 Plank End Door Wagon
'Goldendale Iron Co.'



7 Plank End Door Wagon
'Douglas Bank Colliery'



7 Plank End Door Wagon
'Wimberry'



7 Plank End Door Wagon
BR Grey



7 Plank End Door Wagon
'Firestone Tyres'



7 Plank End Door Wagon
'Bradleys Weardale'



7 Plank End Door Wagon
'The G.W. Romans Coal Association'




7 Plank Wagon with Coke Rail
'New Cransley'



7 Plank Wagon with Coke Rail
BR Grey

8 Plank Wagons/8 Plank Wagons with Coke Rail

Length: 40.5mm




8 Plank End Door Wagon
'Bagley'



8 Plank End Door Wagon
'Boston Deep Sea Fishing'




8 Plank End Door Wagon
'J. R. Wood Co. Ltd.'



8 Plank Wagon
'A. J. Salter'



8 Plank Wagon
'Musgrave'



8 Plank Wagon
'Charles Ward'



8 Plank Wagon with Coke Rail
'Birley'



8 Plank Wagon with Coke Rail
'Modern Transport'



8 Plank Wagon with Coke Rail
'Stamford'

16 Ton Mineral Wagons

Length: 40.25mm



16 Ton Steel Mineral Wagon
End Door BR Grey



16 Ton Steel Mineral Wagon
End Door BR Bauxite



16 Ton Steel Mineral Wagon
End Door BR Grey Weathered



16 Ton Steel Mineral Wagon
BR Grey



16 Ton Steel Mineral Wagon
BR Light Grey



16 Ton Steel Mineral Wagon
ZHV Olive Green

27 Ton Tippler Wagon

Length: 40.25mm



27 Ton Steel Tippler Wagon
'Iron Ore'



27 Ton Steel Tippler Wagon
'Chalk'



27 Ton Steel Tippler Wagon
'Iron Ore' Weathered

16 Ton Slope Sided Mineral Wagon

Length: 40.25mm



16 Ton Slope Sided Mineral Wagon
Rivetted Side Door Grey



16 Ton Slope Sided Mineral Wagon
Rivetted Side Door MWT Brown

20 Ton Brake Vans

Length: 56mm



20 Ton Brake Van BR Bauxite



20 Ton Brake Van BR Grey



20 Ton Brake Van LNER Oxide



20 Ton Brake Van Railfreight

RCH 3 Plank Wagons

Length: 40.5mm



RCH 3 Plank Wagon
'Buxton Lime'



RCH 3 Plank Wagon
BR Bauxite



RCH 3 Plank Wagon
LMS Grey

Conflat Wagons

Length: 40.5mm



Conflat with BD Container
'Speedfreight'



Conflat with AF Container
BR Ice Blue



Conflat with AF Container
GWR White

Intermodal Wagons

Length: 249.75mm



Intermodal Bogie Wagon with 45' Containers 'Seawheel'



Intermodal Bogie Wagon with 45' Containers 'Axis'



Intermodal Bogie Wagon with 45' Containers 'Seaco'

20 Ton LMS Brake Vans

Length: 55.75mm



20 Ton LMS Type Brake Van BR(M) Bauxite



20 Ton LMS Type Brake Van BR(M) Grey

Also Available: **377-310** 20 Ton LMS Type Brake Van LMS Grey

Also Available: **377-311** 20 Ton LMS Type Brake Van LMS Bauxite

JGA Hopper Wagons

Length: 97.75mm



NEW 377-100

90 Tonne glw
JGA Bogie
Hopper Wagon
'RMC'



NEW 377-101

90 Tonne glw
JGA Bogie
Hopper Wagon
'Buxton Lime Industries'



NEW 377-102

90 Tonne glw
JGA Bogie
Hopper Wagon
'Tarmac'

Accessories

Steam Locomotive Chassis Units

376-000	94xx Pannier Tank
376-005	57xx/8750 Pannier Tank
376-010	49xx Hall Class
376-015	Castle Class
376-020	King Class
376-025	61xx Prairie Tank
376-030	J94 Saddle Tank
376-035	A3/A4
376-040	4P Compound
376-045	3F Jinty
376-050	4F Fowler
376-055	5MT Black Five
376-060	8F Stanier
376-065	6P/5F Crab
376-070	8P Duchess
376-075	Class 4MT Tank
376-080A	Battle of Britain/West Country Class/ Merchant Navy
376-080B	Rebuilt Battle of Britain/West Country Class/ Merchant Navy


Diesel Locomotive Chassis Units

376-085	Class 08
376-090	Class 47
376-095	Class 37
376-100	Class 56
376-105	Class 31
376-110	Class 40
376-115	HST 125
376-120	Class 101 DMU
376-125	GWR Railcar
376-130	Class 20
376-135	Class 25
376-140	Class 33
376-145	Class 50
376-150	Class 55
376-155	Class 52
376-160	Class 158
376-165	Class 87
376-170	Class 90
376-175	Class 91

Ramps and Platforms



379-200 Platforms (pack of four)




379-201 Platform Ramps (pack of two)

E-Z Command


36-500	E-Z Command Digital Control Unit with Transformer
36-505	E-Z Command Dynamis Digital Control Centre with Transformer
36-506	E-Z Command Dynamis Pro Digital Control Centre with Transformer
36-507	E-Z Command Dynamis Handset
36-508	E-Z Command Dynamis Pro Box
36-509	E-Z Command Dynamis Wireless Receiver
36-510	E-Z Command Digital Companion Control Centre
36-515	E-Z Command Connector Panel
36-520	E-Z Command 5 Amp Power Booster
36-525	E-Z Command Reversing Loop Module
36-560	1/2 Amp Power Controller

MODEL SCENERY MADE EASY


MAKE LANDSCAPES LIKE A PROFESSIONAL WITH WOODLAND SCENICS
EASY-TO-USE LEARNING KITS AND INSTRUCTIONAL DVD



LK951 Rock Faces




LK953 Trees




LK954 Landscaping



LK955 River/Waterfall



LK956 Scenery Details



R973 Scenery DVD



WOODLAND SCENICS®

To locate your nearest stockist please visit:
www.bachmann.co.uk



Get on track with Bachmann Collectors' Club

For just £17 a year (starting 1st July 2007) you can be kept up to date with all the latest developments from Bachmann Europe Plc. Our quarterly club magazine contains news, features and regularly runs to 32 pages covering Branchline, Graham Farish plus other Bachmann ranges from around the world.

Additionally you will receive;

- A free wagon in either OO or N gauge (depending on your preferred choice). These are produced exclusively for the Bachmann Collectors' Club and are highly collectable.

- A 2007 calendar by top railway artist Malcolm Root at the end of the year




- A free Branchline or Farish Catalogue on publication in 2008

- The opportunity to purchase exclusive locomotives and wagons produced only for Bachmann Club members. During the coming year these will be issued with individually numbered commemorative certificates

For further information, either log onto:
<http://club.bachmann.co.uk>
or write to:

**Bachmann Collectors' Club, PO Box 7820,
Barwell, Leicestershire, LE9 8WZ.
Tel: 0870 751 9990**

With membership now approaching 6,000 there has never been a better time to join the fast growing Bachmann Collectors' Club. We look forward to having you on board.



COLLECTORS' CLUB

NEW MEMBERS APPLICATION FORM

A ONE YEAR MEMBERSHIP TO 'THE BACHMANN COLLECTORS' CLUB' COSTS:
(Membership commences on the 1st July each year for 12 months ending 30th June.)

£17 UK, Northern Ireland and The Channel Isles

£27 Eire and Rest of the World

Please complete all sections where applicable.

PLEASE ENROL ME AS A MEMBER OF THE COLLECTORS' CLUB

BY CHEQUE

☐ I enclose a UK Cheque/Postal Order for £17
or

☐ I enclose a Foreign Draft, drawn on a London Bank
in Sterling for £

ALL CHEQUES TO BE MADE PAYABLE TO 'BACHMANN COLLECTORS' CLUB'

OR

BY CARD

Please debit £ sterling to my

☐ VISA

☐ MASTERCARD

☐ MAESTRO (SWITCH)

Card No:

Expiry Date:

Signature:

Start Date:

Security number:

or

(last 3 digits)

Issue No. (Switch):

Please tick appropriate scale:

☐ '00' SCALE

☐ N GAUGE

Please ensure that your Name and Address details are listed below

Name:

Address:

County: Country:

Post Code: Tel:

E-mail Address:

A photocopy of this form is acceptable

Send Remittance and Form to:

Bachmann Collectors Club,

PO Box 7820, Barwell, Leicestershire, LE9 8WZ, England.

Tel: 0870 751 9990 Fax: 0870 751 9991

www.bachmann.co.uk



FOR OFFICE USE ONLY

Date Received

Cheque No.

.....

.....



www.grahamfarish.co.uk

Bachmann Europe Plc.
Moat way,
Barwell,
Leicestershire.
LE9 8EY
England.

